

Q1 Please indicate the school your child attends.

Answered: 68 Skipped: 0



EIPS Parent Survey 2016-2017



Answer Choices	Responses
----------------	-----------

EIPS Parent Survey 2016-2017

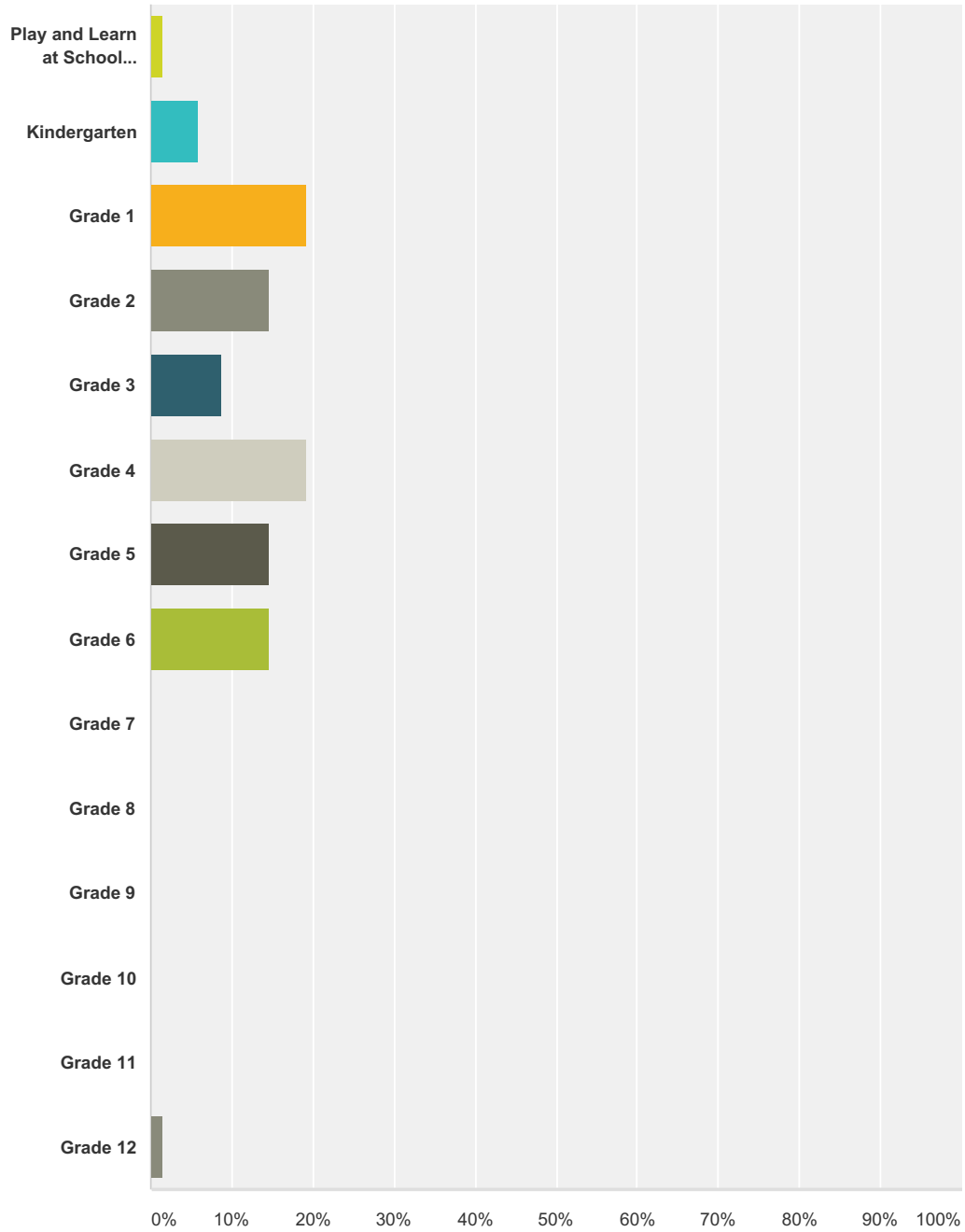
A.L. Horton Elementary	100.00%	68
Andrew School	0.00%	0
École Élémentaire Ardrossan Elementary	0.00%	0
Ardrossan Junior Senior High	0.00%	0
Bev Facey Community High	0.00%	0
Brentwood Elementary	0.00%	0
Bruderheim School	0.00%	0
Clover Bar Junior High	0.00%	0
École Campbelltown	0.00%	0
École Parc Élémentaire	0.00%	0
F.R. Haythorne Junior High	0.00%	0
Fort Saskatchewan Christian	0.00%	0
Fort Saskatchewan Elementary	0.00%	0
Fort Saskatchewan Senior High	0.00%	0
Fultonvale Elementary Junior High	0.00%	0
Glen Allan Elementary	0.00%	0
James Mowat Elementary	0.00%	0
Lakeland Ridge	0.00%	0
Lamont Elementary	0.00%	0
Lamont High	0.00%	0
Mills Haven Elementary	0.00%	0
Ministik School	0.00%	0
Mundare School	0.00%	0
Next Step/Outreach	0.00%	0
Pine Street Elementary	0.00%	0
Rudolph Hennig Junior High	0.00%	0
Salisbury Composite High	0.00%	0
Sherwood Heights Junior High	0.00%	0
Strathcona Christian Academy Elementary	0.00%	0
Strathcona Christian Academy Secondary	0.00%	0
Uncas Elementary	0.00%	0
Vegreville Composite High	0.00%	0
Wes Hosford Elementary	0.00%	0
Westboro Elementary	0.00%	0

EIPS Parent Survey 2016-2017

Win Ferguson Elementary	0.00%	0
Woodbridge Farms Elementary	0.00%	0
Wye Elementary	0.00%	0
Total		68

Q2 Please indicate your child's grade.

Answered: 68 Skipped: 0



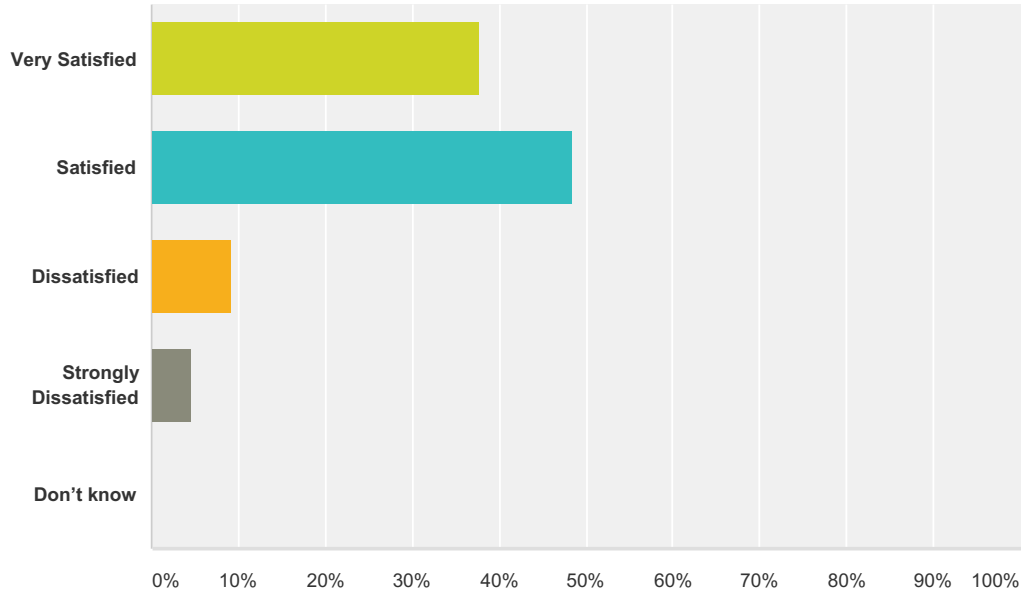
Answer Choices	Responses
Play and Learn at School (PALS)	1.47% 1
Kindergarten	5.88% 4
Grade 1	19.12% 13
Grade 2	14.71% 10
Grade 3	8.82% 6

EIPS Parent Survey 2016-2017

Grade 4	19.12%	13
Grade 5	14.71%	10
Grade 6	14.71%	10
Grade 7	0.00%	0
Grade 8	0.00%	0
Grade 9	0.00%	0
Grade 10	0.00%	0
Grade 11	0.00%	0
Grade 12	1.47%	1
Total		68

Q3 How satisfied are you with the quality of education that your child is receiving at his/her school?

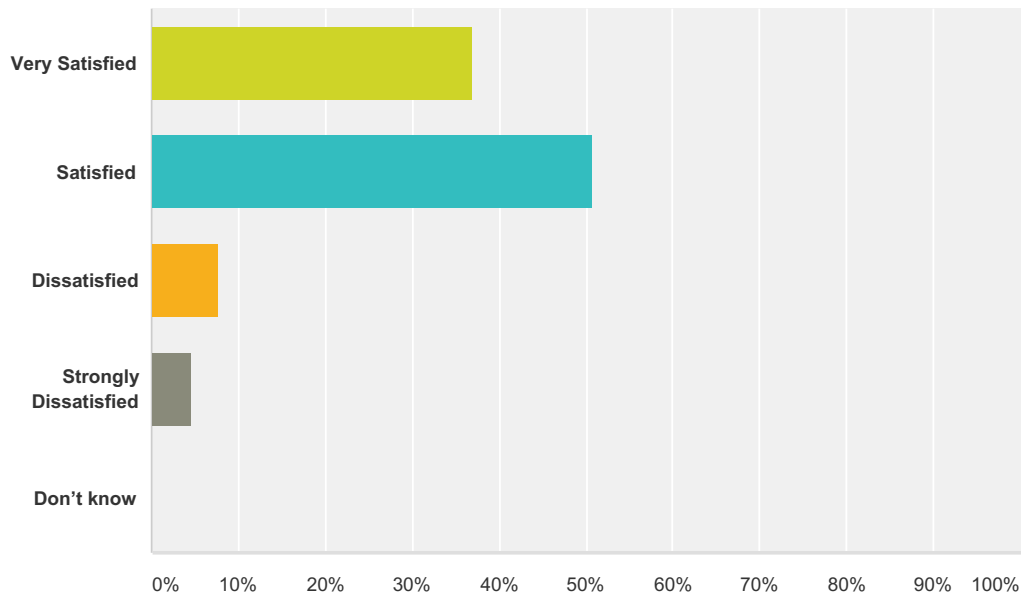
Answered: 66 Skipped: 2



Answer Choices	Responses	
Very Satisfied	37.88%	25
Satisfied	48.48%	32
Dissatisfied	9.09%	6
Strongly Dissatisfied	4.55%	3
Don't know	0.00%	0
Total		66

Q4 How satisfied are you with the quality of teaching at your child's school?

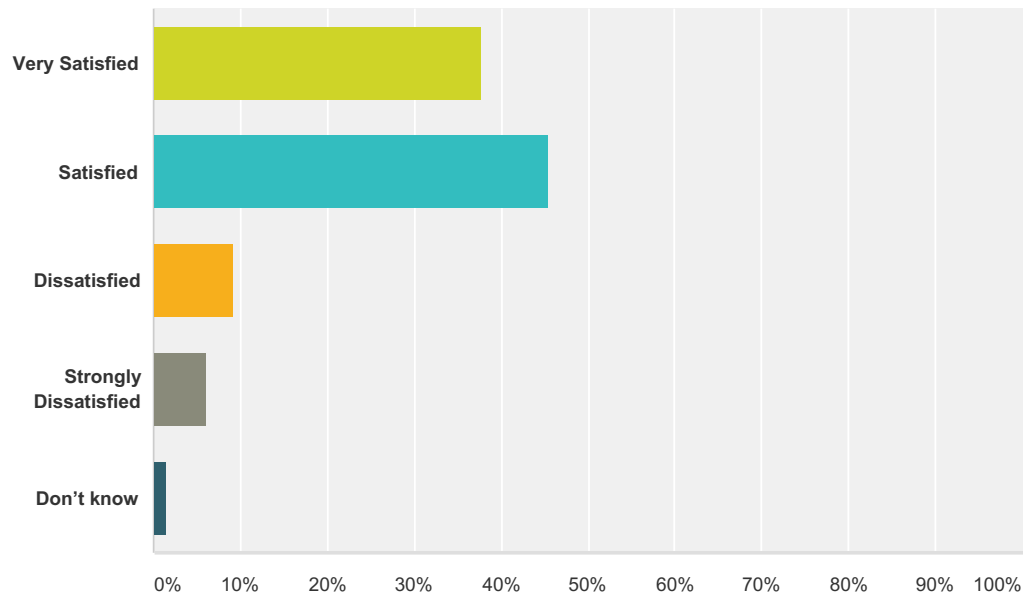
Answered: 65 Skipped: 3



Answer Choices	Responses	Count
Very Satisfied	36.92%	24
Satisfied	50.77%	33
Dissatisfied	7.69%	5
Strongly Dissatisfied	4.62%	3
Don't know	0.00%	0
Total		65

Q5 How satisfied are you with the leadership in your child's school?

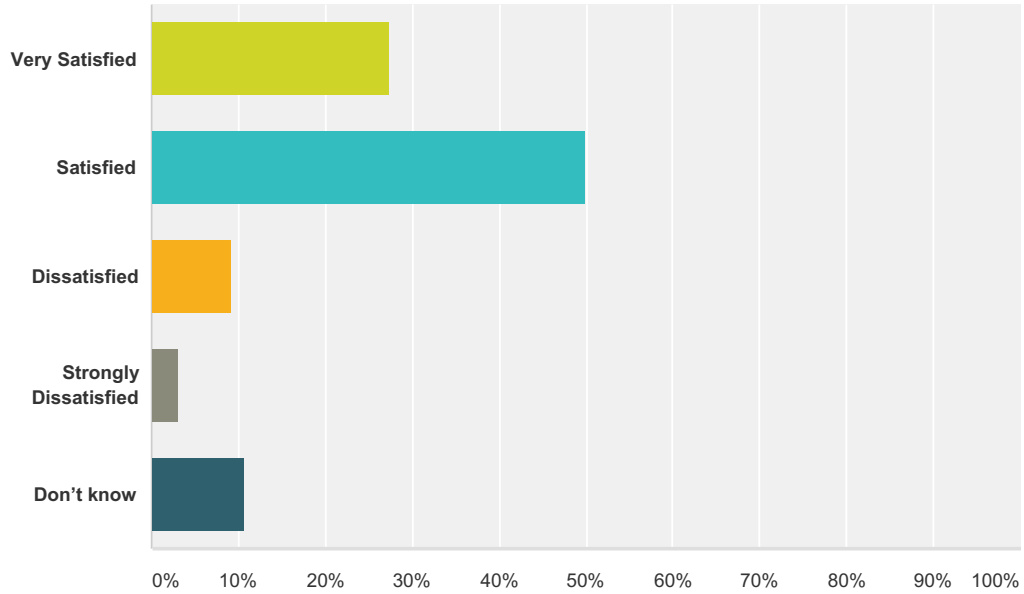
Answered: 66 Skipped: 2



Answer Choices	Responses	Count
Very Satisfied	37.88%	25
Satisfied	45.45%	30
Dissatisfied	9.09%	6
Strongly Dissatisfied	6.06%	4
Don't know	1.52%	1
Total		66

Q6 How satisfied are you with the opportunity to be involved in decisions at your child's school?

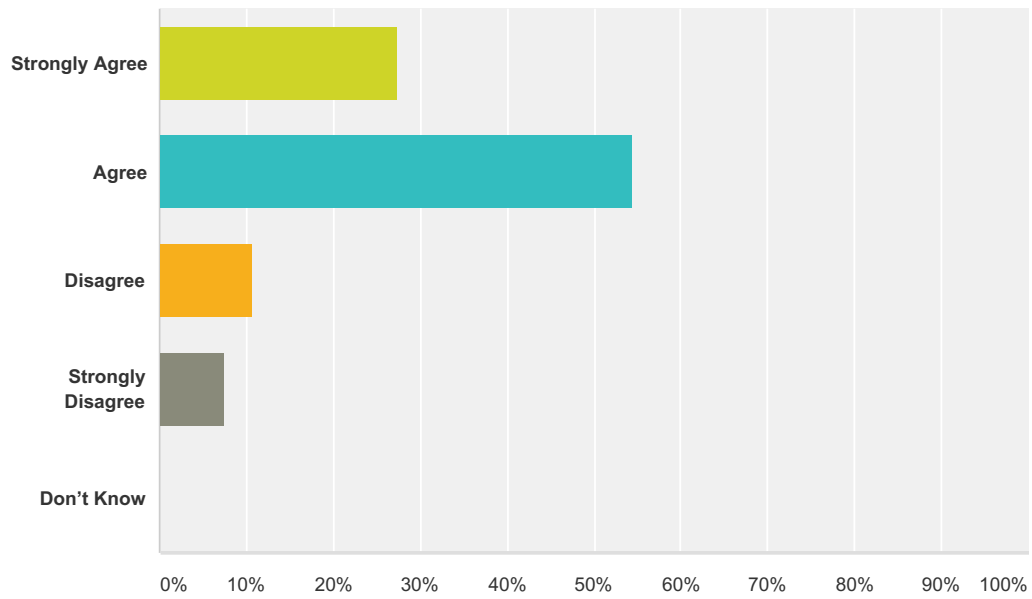
Answered: 66 Skipped: 2



Answer Choices	Responses	
Very Satisfied	27.27%	18
Satisfied	50.00%	33
Dissatisfied	9.09%	6
Strongly Dissatisfied	3.03%	2
Don't know	10.61%	7
Total		66

Q7 My child's individual needs are met.

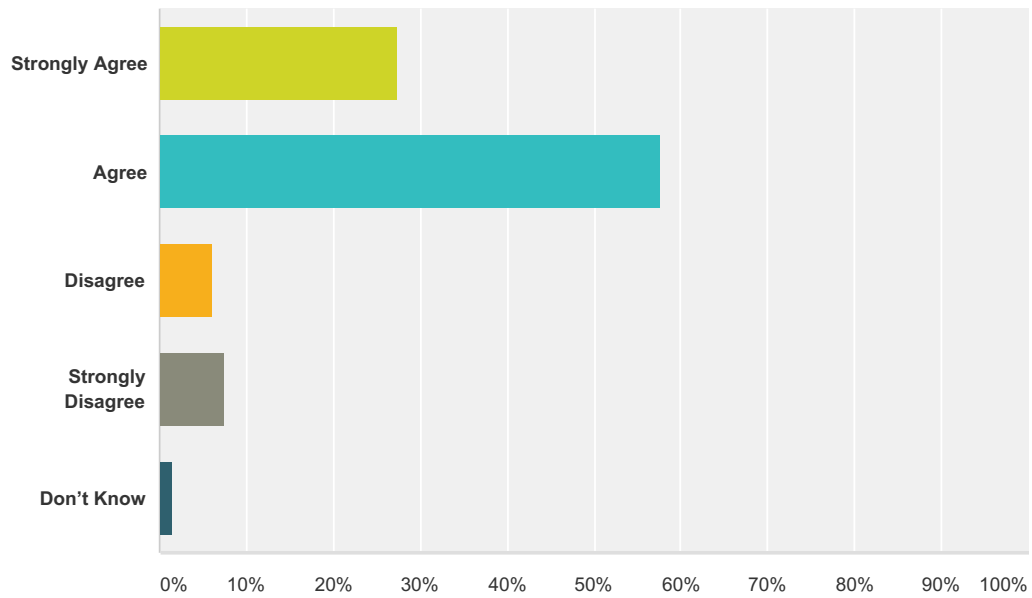
Answered: 66 Skipped: 2



Answer Choices	Responses	
Strongly Agree	27.27%	18
Agree	54.55%	36
Disagree	10.61%	7
Strongly Disagree	7.58%	5
Don't Know	0.00%	0
Total		66

Q8 The school keeps me informed about my child's progress and achievement.

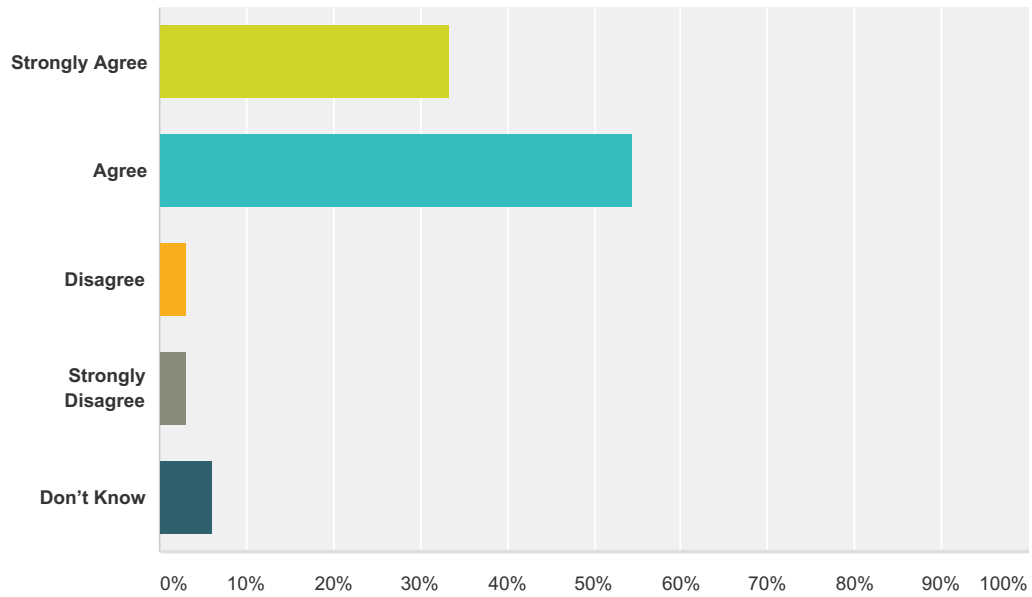
Answered: 66 Skipped: 2



Answer Choices	Responses	
Strongly Agree	27.27%	18
Agree	57.58%	38
Disagree	6.06%	4
Strongly Disagree	7.58%	5
Don't Know	1.52%	1
Total		66

Q9 The rights and responsibilities of citizenship are reinforced in my child's school.

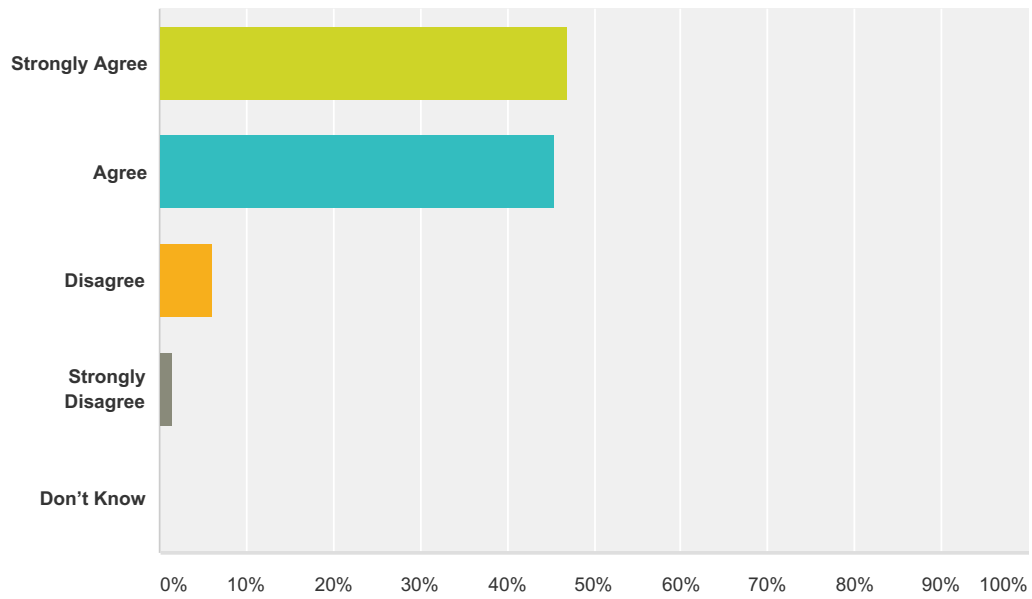
Answered: 66 Skipped: 2



Answer Choices	Responses	
Strongly Agree	33.33%	22
Agree	54.55%	36
Disagree	3.03%	2
Strongly Disagree	3.03%	2
Don't Know	6.06%	4
Total		66

Q10 The school staff care about my child.

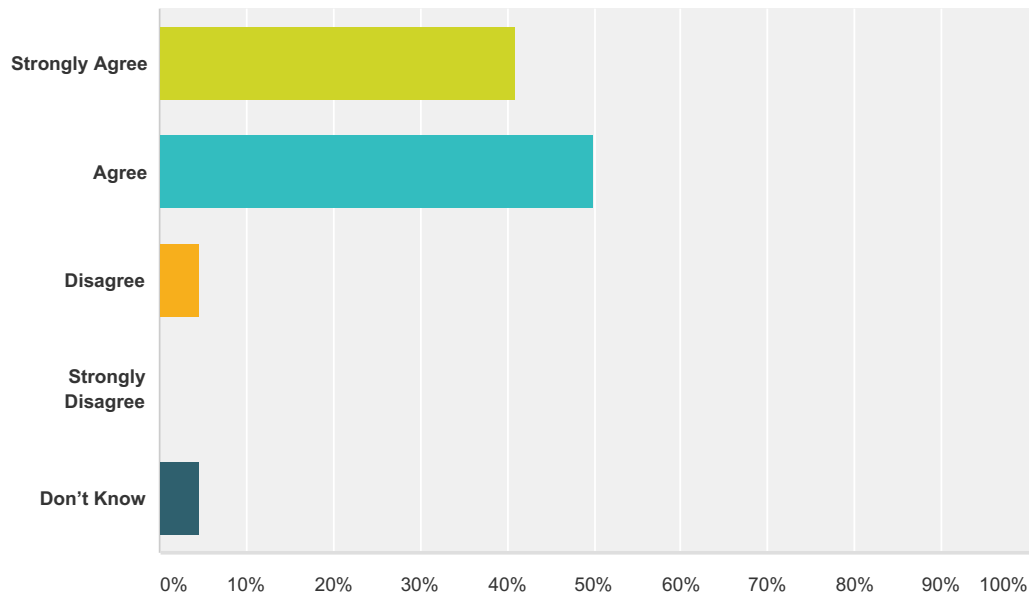
Answered: 66 Skipped: 2



Answer Choices	Responses	
Strongly Agree	46.97%	31
Agree	45.45%	30
Disagree	6.06%	4
Strongly Disagree	1.52%	1
Don't Know	0.00%	0
Total		66

Q11 My child is encouraged at school to do his or her best.

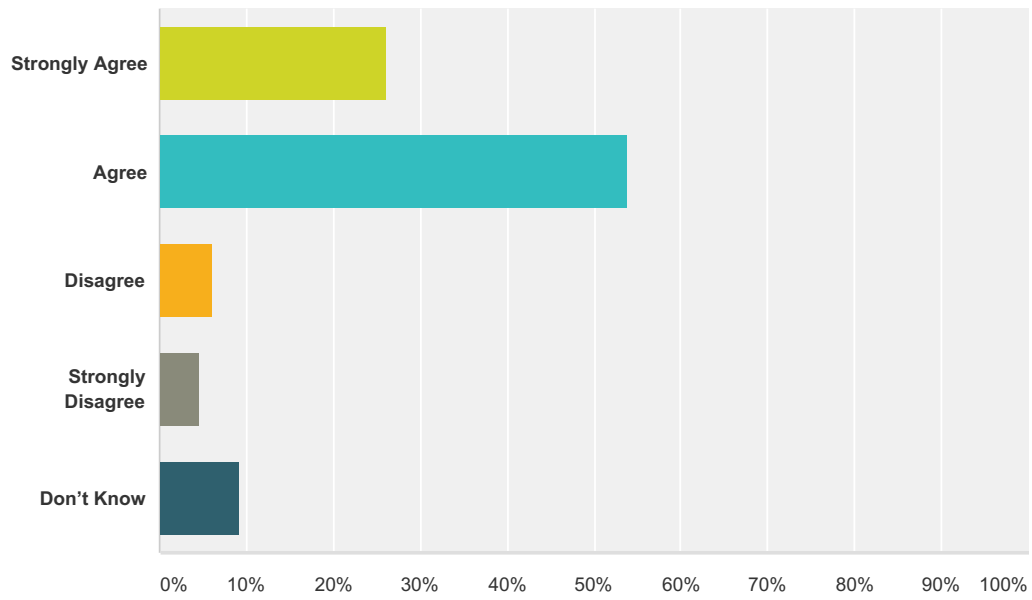
Answered: 66 Skipped: 2



Answer Choices	Responses	Count
Strongly Agree	40.91%	27
Agree	50.00%	33
Disagree	4.55%	3
Strongly Disagree	0.00%	0
Don't Know	4.55%	3
Total		66

Q12 Discipline is handled in a fair and reasonable manner in my child's school.

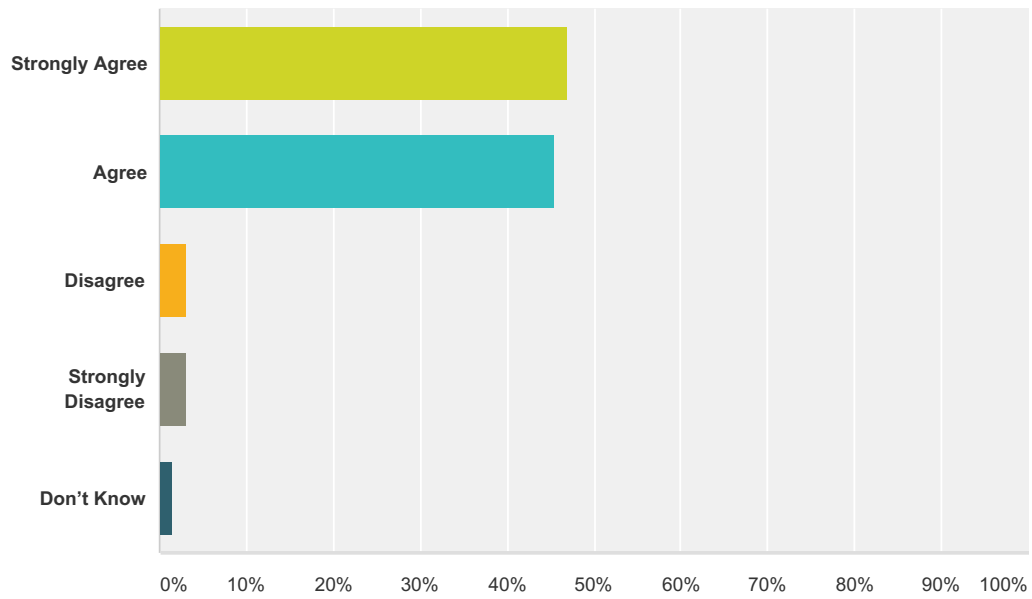
Answered: 65 Skipped: 3



Answer Choices	Responses	
Strongly Agree	26.15%	17
Agree	53.85%	35
Disagree	6.15%	4
Strongly Disagree	4.62%	3
Don't Know	9.23%	6
Total		65

Q13 My child's school is safe.

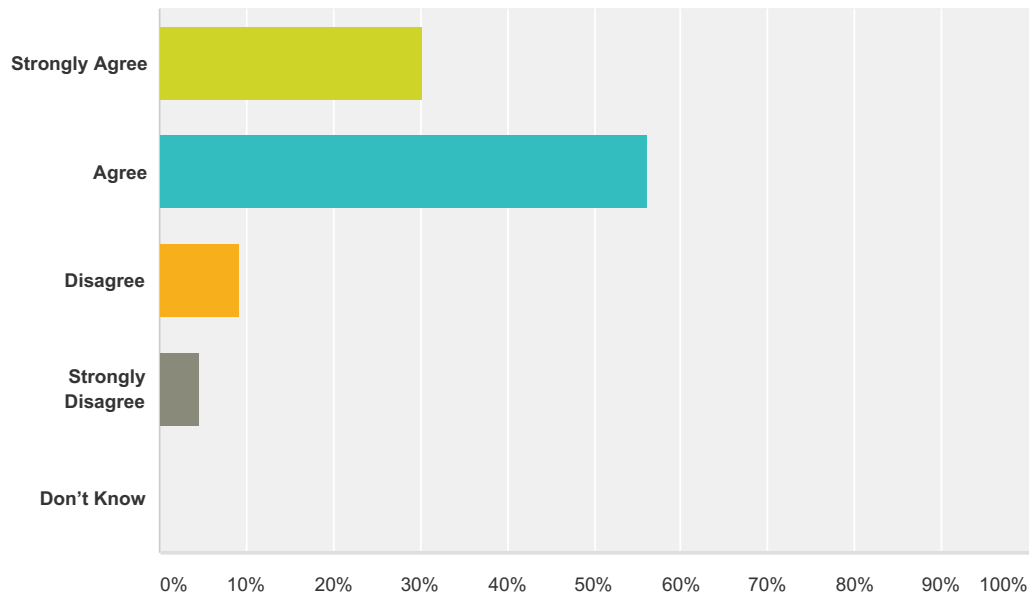
Answered: 66 Skipped: 2



Answer Choices	Responses	
Strongly Agree	46.97%	31
Agree	45.45%	30
Disagree	3.03%	2
Strongly Disagree	3.03%	2
Don't Know	1.52%	1
Total		66

Q14 There is open and honest communication within my child's school.

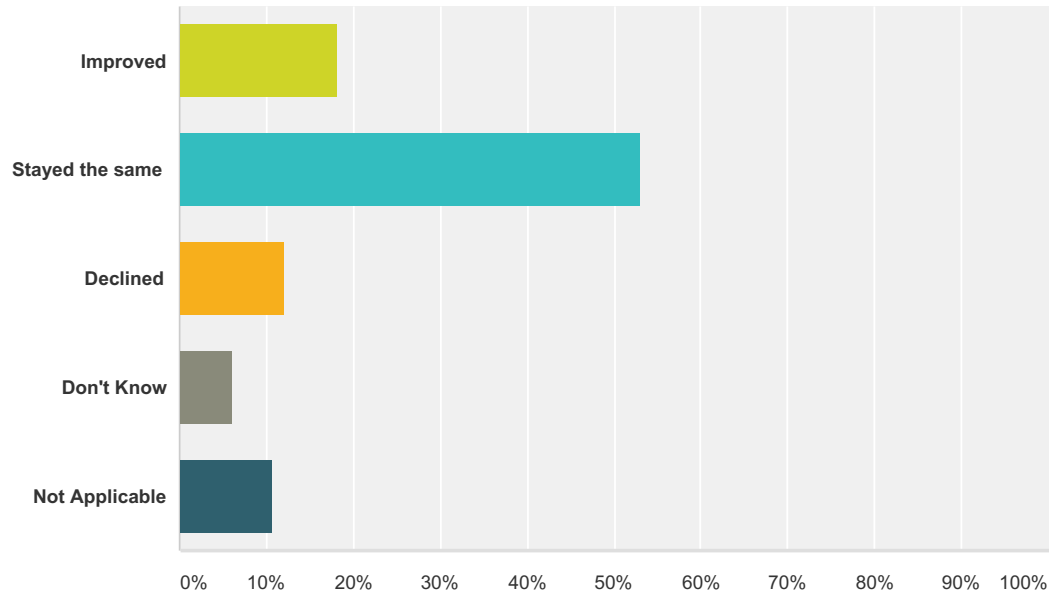
Answered: 66 Skipped: 2



Answer Choices	Responses	Count
Strongly Agree	30.30%	20
Agree	56.06%	37
Disagree	9.09%	6
Strongly Disagree	4.55%	3
Don't Know	0.00%	0
Total		66

Q15 In your opinion, has the quality of education that your child experienced at school improved, stayed the same, or declined in the past three years?

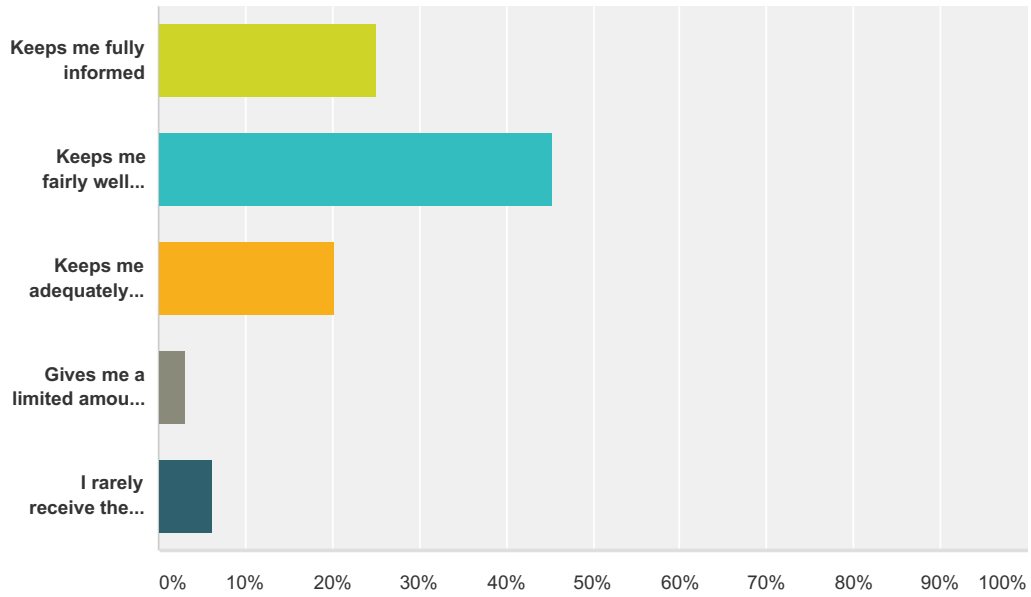
Answered: 66 Skipped: 2



Answer Choices	Responses	
Improved	18.18%	12
Stayed the same	53.03%	35
Declined	12.12%	8
Don't Know	6.06%	4
Not Applicable	10.61%	7
Total		66

Q16 Elk Island Public Schools appreciates the opportunity to stay connected with parents about news, activities, programs and other matters of importance. What is your impression of the communications you receive from your school?

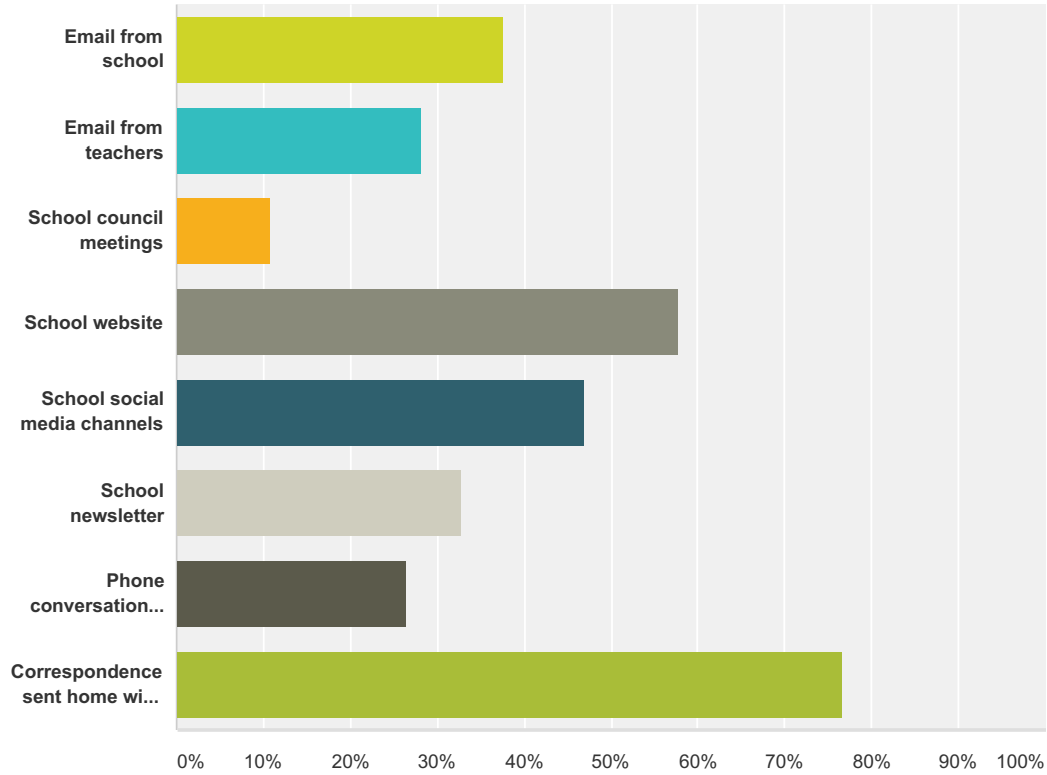
Answered: 64 Skipped: 4



Answer Choices	Responses
Keeps me fully informed	25.00% 16
Keeps me fairly well informed	45.31% 29
Keeps me adequately informed	20.31% 13
Gives me a limited amount of information	3.13% 2
I rarely receive the information I need	6.25% 4
Total	64

Q17 Do you regularly make use of the following to keep up to date on school activities, programs, etc.? Check all that apply.

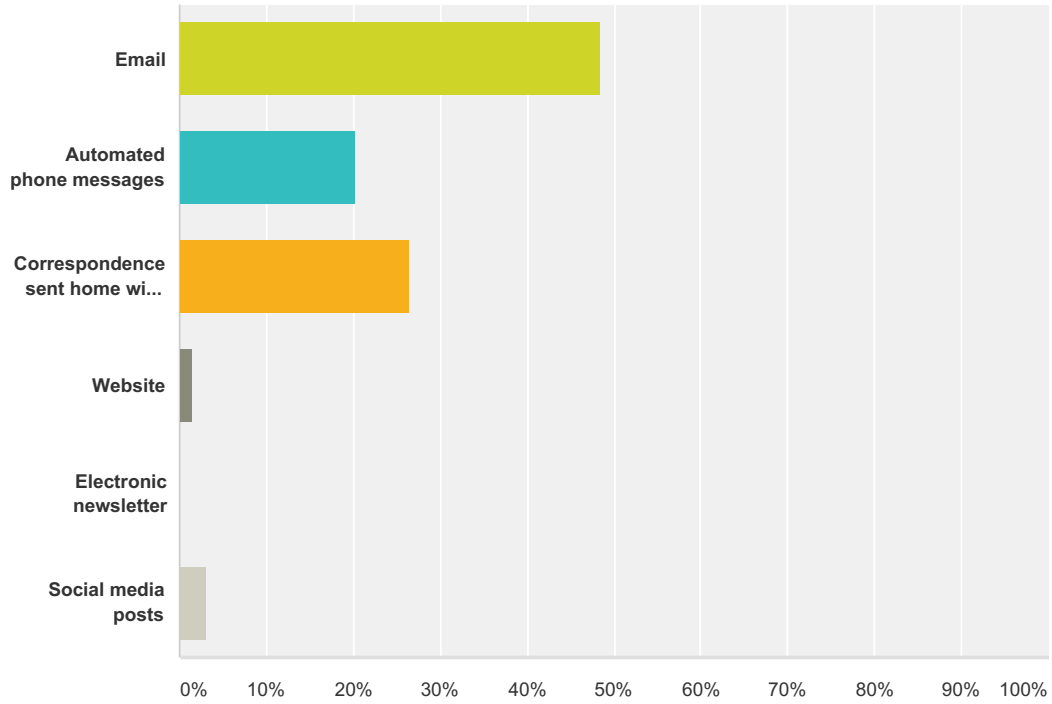
Answered: 64 Skipped: 4



Answer Choices	Responses	Count
Email from school	37.50%	24
Email from teachers	28.13%	18
School council meetings	10.94%	7
School website	57.81%	37
School social media channels	46.88%	30
School newsletter	32.81%	21
Phone conversations with school and/or teachers	26.56%	17
Correspondence sent home with your child	76.56%	49
Total Respondents: 64		

Q18 What is your most preferred method of communications from the school and Division?

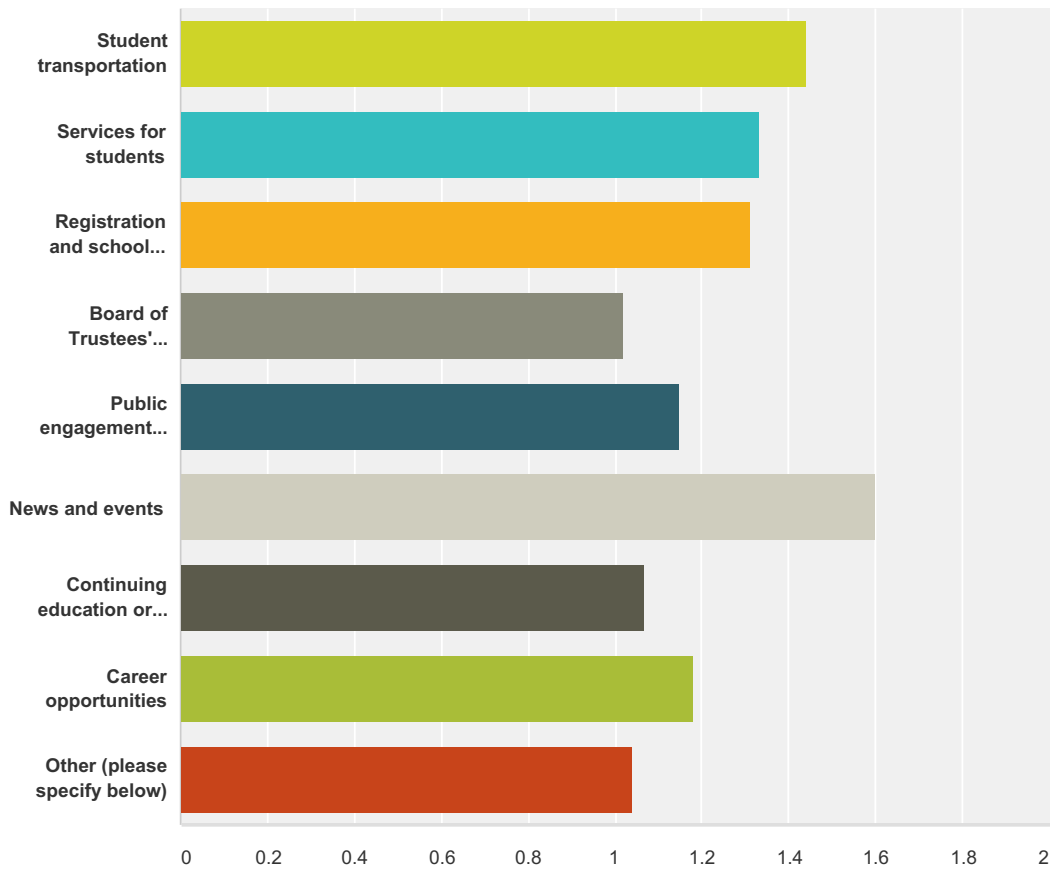
Answered: 64 Skipped: 4



Answer Choices	Responses
Email	48.44% 31
Automated phone messages	20.31% 13
Correspondence sent home with your child	26.56% 17
Website	1.56% 1
Electronic newsletter	0.00% 0
Social media posts	3.13% 2
Total	64

Q19 Do you visit the Division website (www.eips.ca) for information on:

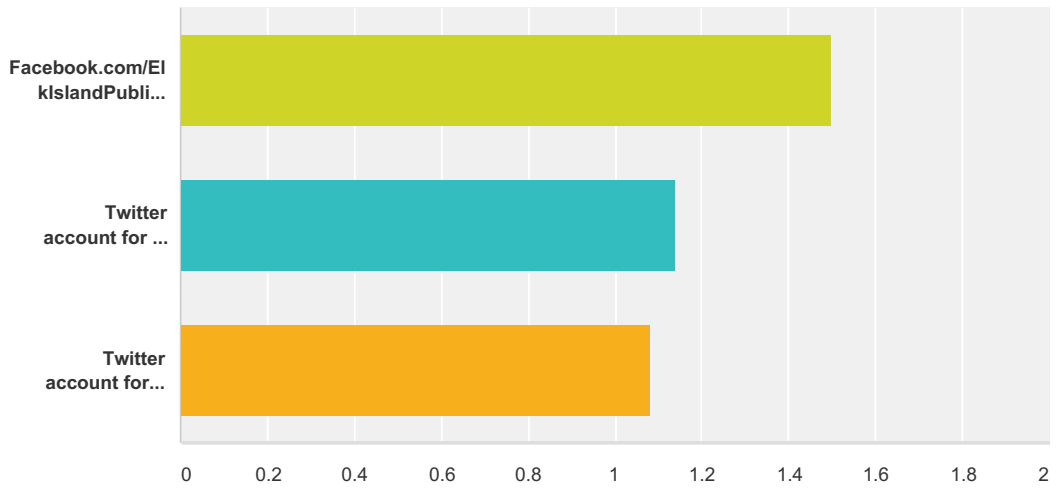
Answered: 62 Skipped: 6



	Yes	No	Total	Weighted Average
Student transportation	44.26% 27	55.74% 34	61	1.44
Services for students	33.33% 20	66.67% 40	60	1.33
Registration and school boundaries	31.03% 18	68.97% 40	58	1.31
Board of Trustees' meetings	1.67% 1	98.33% 59	60	1.02
Public engagement initiatives	15.25% 9	84.75% 50	59	1.15
News and events	59.68% 37	40.32% 25	62	1.60
Continuing education or summer courses	6.67% 4	93.33% 56	60	1.07
Career opportunities	18.33% 11	81.67% 49	60	1.18
Other (please specify below)	4.17% 2	95.83% 46	48	1.04

Q20 Elk Island Public Schools shares news and information on its social media channels. Do you follow:

Answered: 64 Skipped: 4



	Yes	No	Total	Weighted Average
Facebook.com/ElkIslandPublicSchools	50.00% 32	50.00% 32	64	1.50
Twitter account for the Division (@eips)	14.29% 9	85.71% 54	63	1.14
Twitter account for EIPS Student Transportation (@eipsST)	7.94% 5	92.06% 58	63	1.08