


Q1 Please indicate the school your child attends.

Answered: 55 Skipped: 0



EIPS Parent Survey 2017-18



ANSWER CHOICES	RESPONSES
A.L. Horton Elementary	100.00% 55

EIPS Parent Survey 2017-18

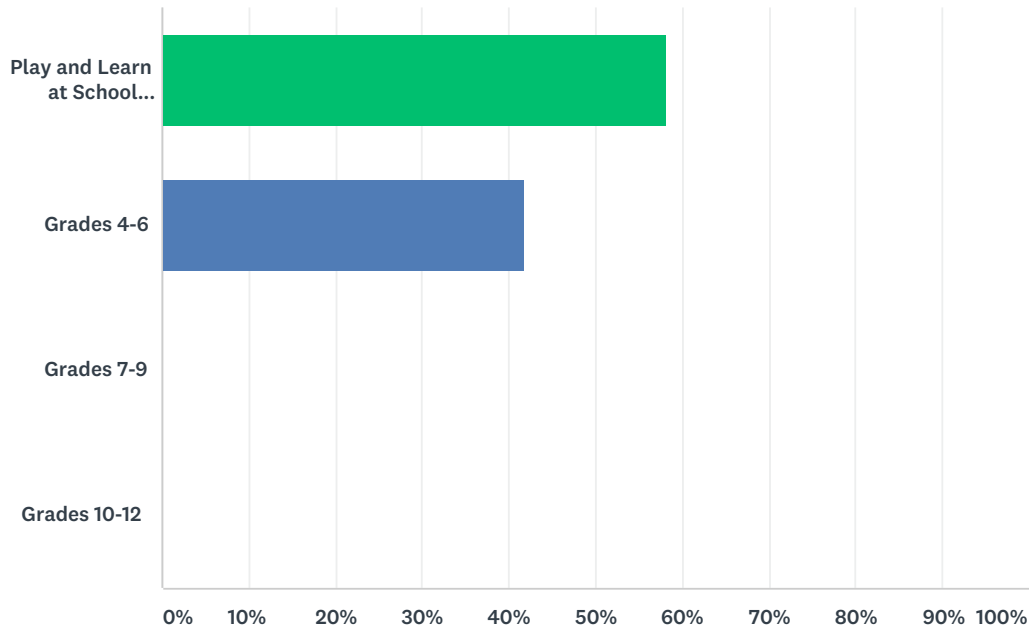
Andrew School	0.00%	0
Ardrossan Elementary	0.00%	0
Ardrossan Junior Senior High	0.00%	0
Bev Facey Community High	0.00%	0
Brentwood Elementary	0.00%	0
Bruderheim School	0.00%	0
Clover Bar Junior High	0.00%	0
École Campbelltown	0.00%	0
École Parc Élémentaire	0.00%	0
F.R. Haythorne Junior High	0.00%	0
Fort Saskatchewan Christian	0.00%	0
Fort Saskatchewan Elementary	0.00%	0
Fort Saskatchewan Senior High	0.00%	0
Fultonvale Elementary Junior High	0.00%	0
Glen Allan Elementary	0.00%	0
James Mowat Elementary	0.00%	0
Lakeland Ridge	0.00%	0
Lamont Elementary	0.00%	0
Lamont High	0.00%	0
Mills Haven Elementary	0.00%	0
Mundare School	0.00%	0
Next Step/Outreach	0.00%	0
Pine Street Elementary	0.00%	0
Rudolph Hennig Junior High	0.00%	0
Salisbury Composite High	0.00%	0
Sherwood Heights Junior High	0.00%	0
SouthPointe School	0.00%	0
Strathcona Christian Academy Elementary	0.00%	0
Strathcona Christian Academy Secondary	0.00%	0
Uncas Elementary	0.00%	0
Vegreville Composite High	0.00%	0
Wes Hosford Elementary	0.00%	0
Westboro Elementary	0.00%	0
Win Ferguson Elementary	0.00%	0

EIPS Parent Survey 2017-18

Woodbridge Farms Elementary	0.00%	0
Wye Elementary	0.00%	0
TOTAL		55

Q2 Please indicate your child's grade.

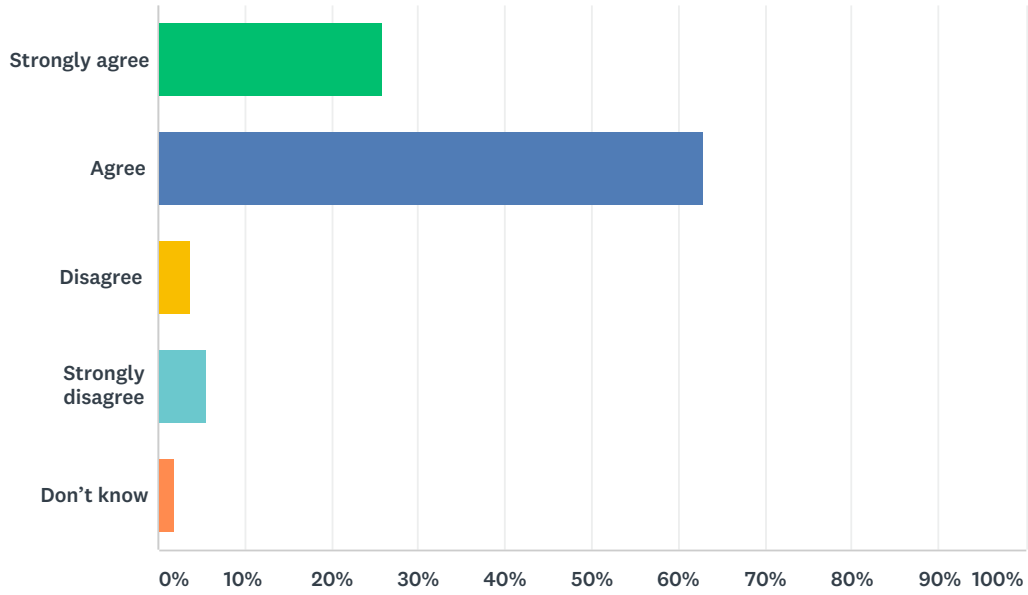
Answered: 55 Skipped: 0



ANSWER CHOICES	RESPONSES	
Play and Learn at School (PALS) Kindergarten Grades 1-3	58.18%	32
Grades 4-6	41.82%	23
Grades 7-9	0.00%	0
Grades 10-12	0.00%	0
TOTAL		55

Q3 My child's individual needs are met.

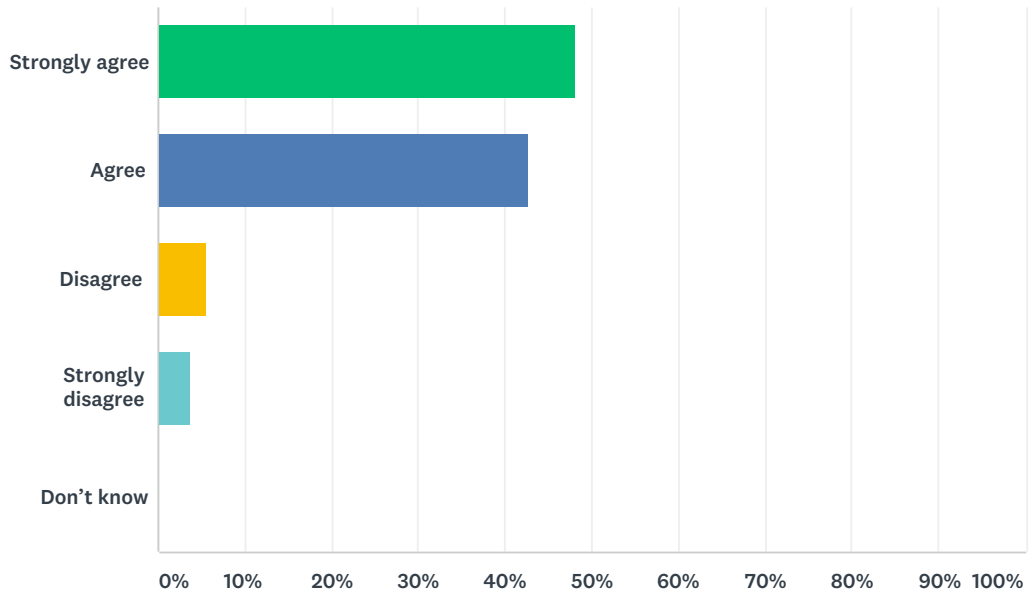
Answered: 54 Skipped: 1



ANSWER CHOICES	RESPONSES	
Strongly agree	25.93%	14
Agree	62.96%	34
Disagree	3.70%	2
Strongly disagree	5.56%	3
Don't know	1.85%	1
TOTAL		54

Q4 My child is encouraged at school to do his or her best.

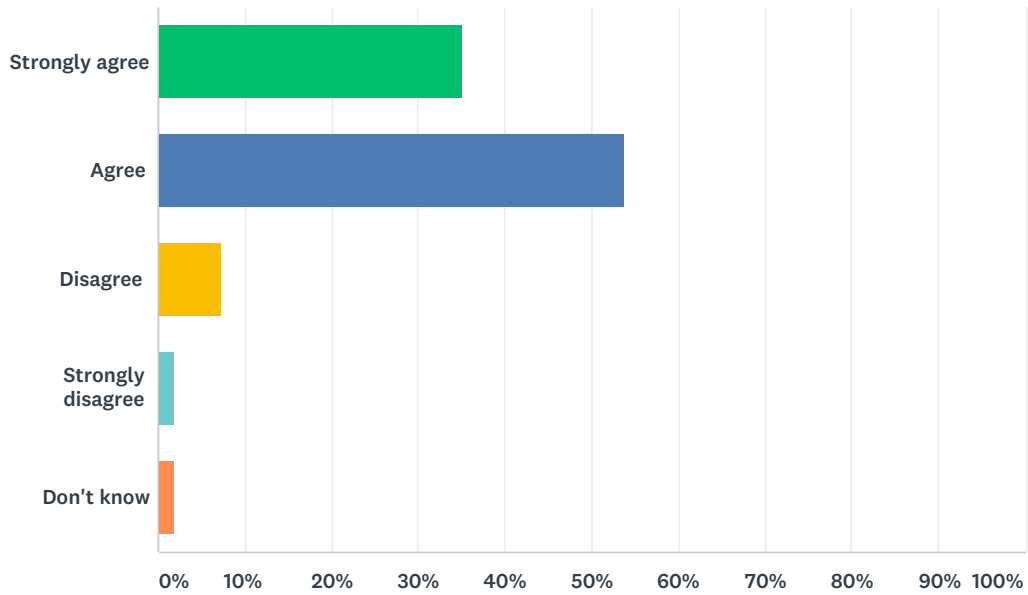
Answered: 54 Skipped: 1



ANSWER CHOICES	RESPONSES	
Strongly agree	48.15%	26
Agree	42.59%	23
Disagree	5.56%	3
Strongly disagree	3.70%	2
Don't know	0.00%	0
TOTAL		54

Q5 My child is demonstrating growth in literacy.

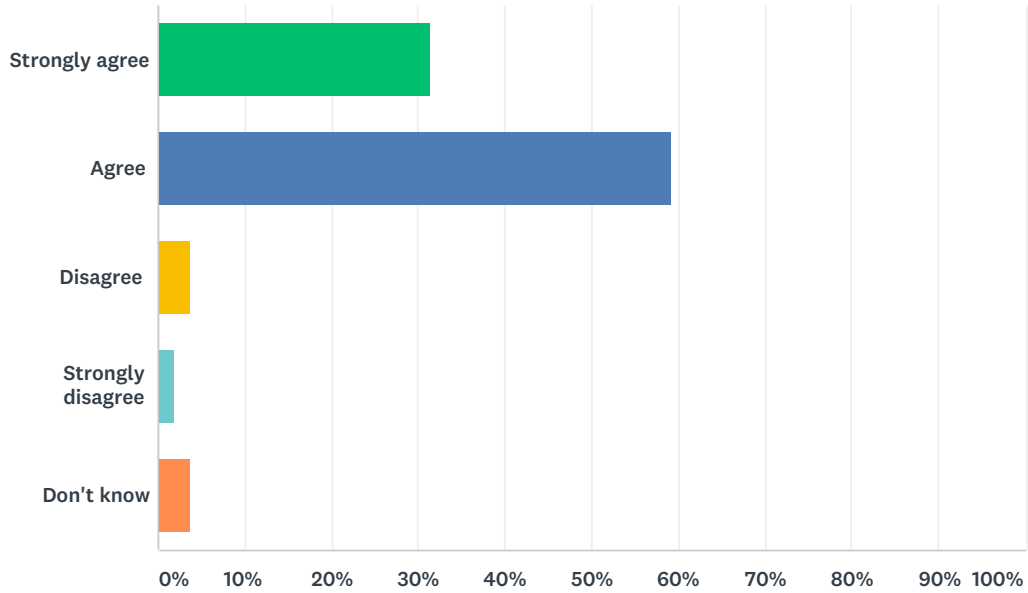
Answered: 54 Skipped: 1



ANSWER CHOICES	RESPONSES	
Strongly agree	35.19%	19
Agree	53.70%	29
Disagree	7.41%	4
Strongly disagree	1.85%	1
Don't know	1.85%	1
TOTAL		54

Q6 My child is demonstrating growth in numeracy.

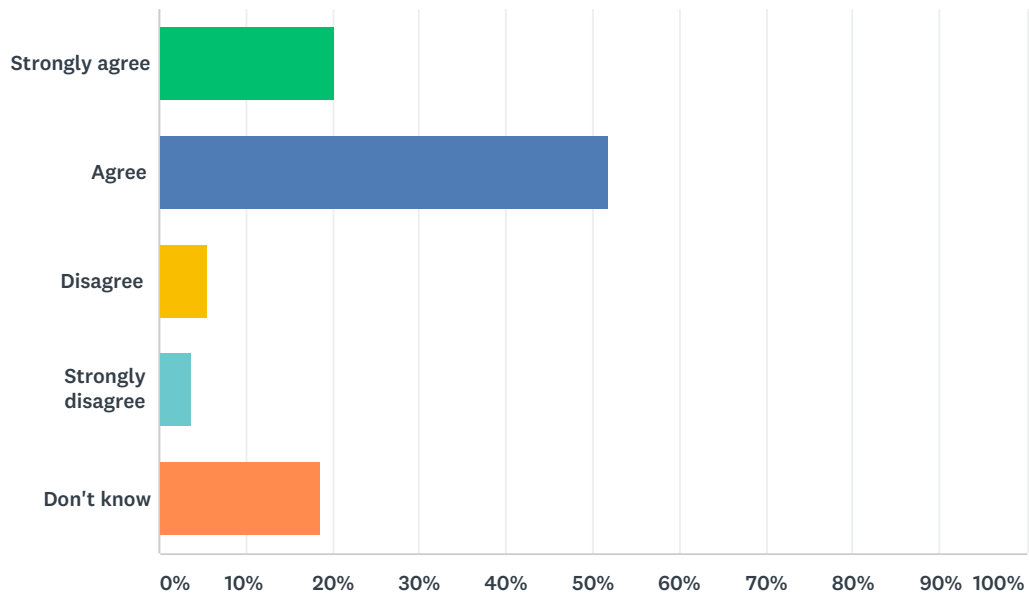
Answered: 54 Skipped: 1



ANSWER CHOICES	RESPONSES	
Strongly agree	31.48%	17
Agree	59.26%	32
Disagree	3.70%	2
Strongly disagree	1.85%	1
Don't know	3.70%	2
TOTAL		54

Q7 My child has an understanding of First Nations, Métis and Inuit culture and history.

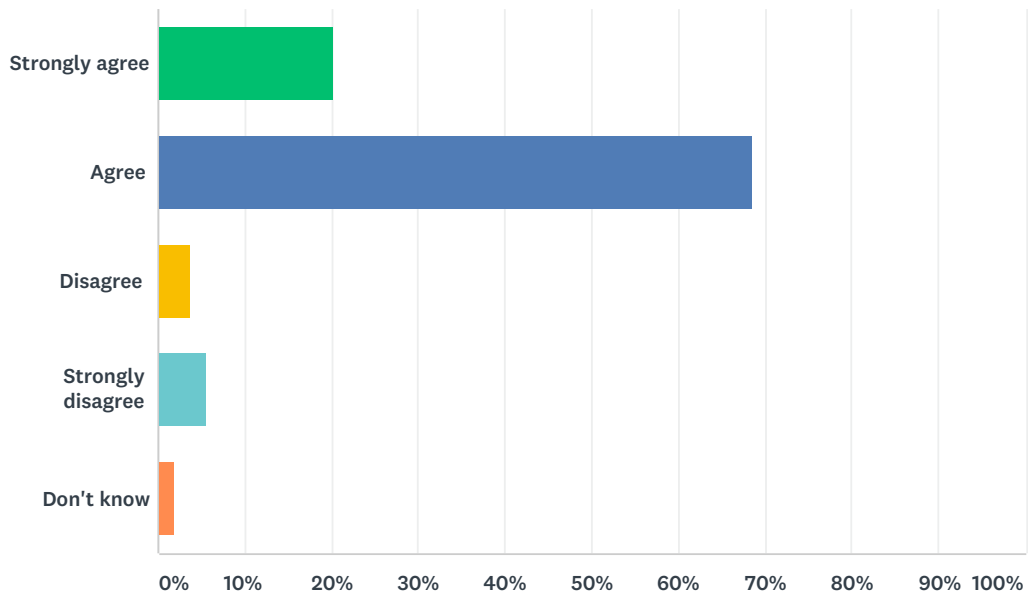
Answered: 54 Skipped: 1



ANSWER CHOICES	RESPONSES	
Strongly agree	20.37%	11
Agree	51.85%	28
Disagree	5.56%	3
Strongly disagree	3.70%	2
Don't know	18.52%	10
TOTAL		54

Q8 My child is being taught knowledge, skills and attitudes necessary to be successful in life.

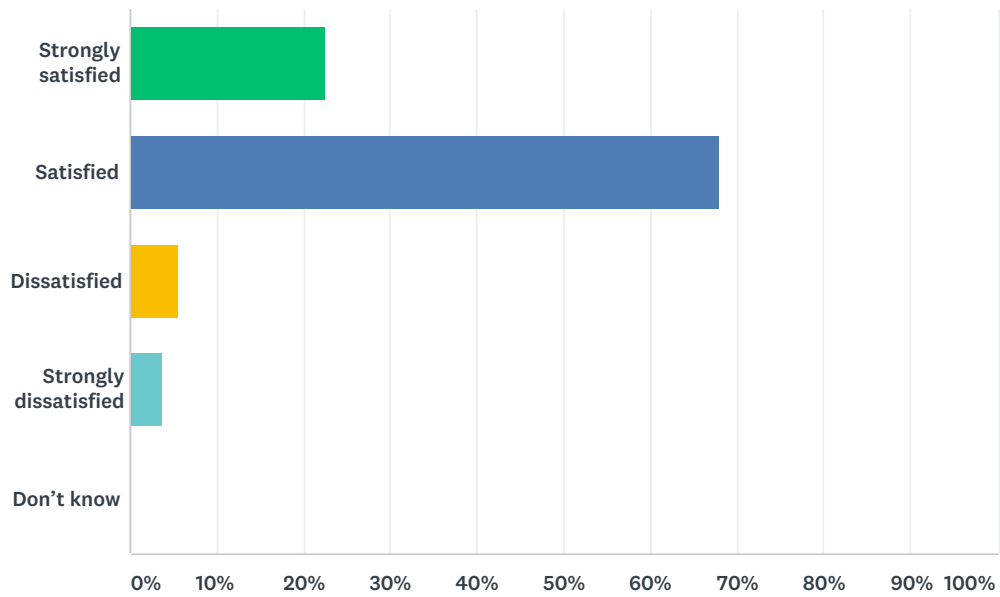
Answered: 54 Skipped: 1



ANSWER CHOICES	RESPONSES	
Strongly agree	20.37%	11
Agree	68.52%	37
Disagree	3.70%	2
Strongly disagree	5.56%	3
Don't know	1.85%	1
TOTAL		54

Q9 How satisfied are you with the quality of education your child is receiving at his or her school?

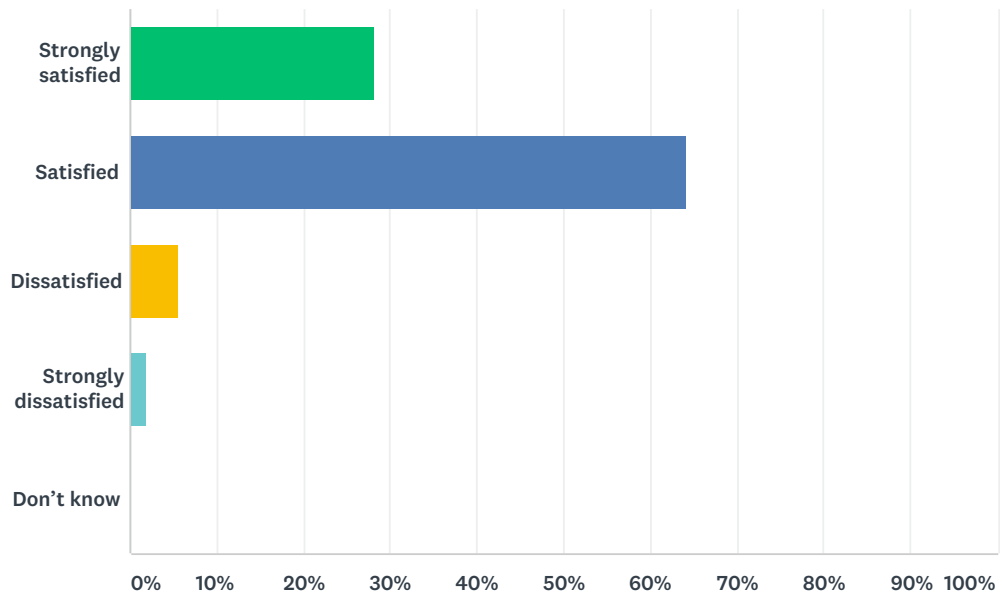
Answered: 53 Skipped: 2



ANSWER CHOICES	RESPONSES	
Strongly satisfied	22.64%	12
Satisfied	67.92%	36
Dissatisfied	5.66%	3
Strongly dissatisfied	3.77%	2
Don't know	0.00%	0
TOTAL		53

Q10 How satisfied are you with the quality of teaching at your child's school?

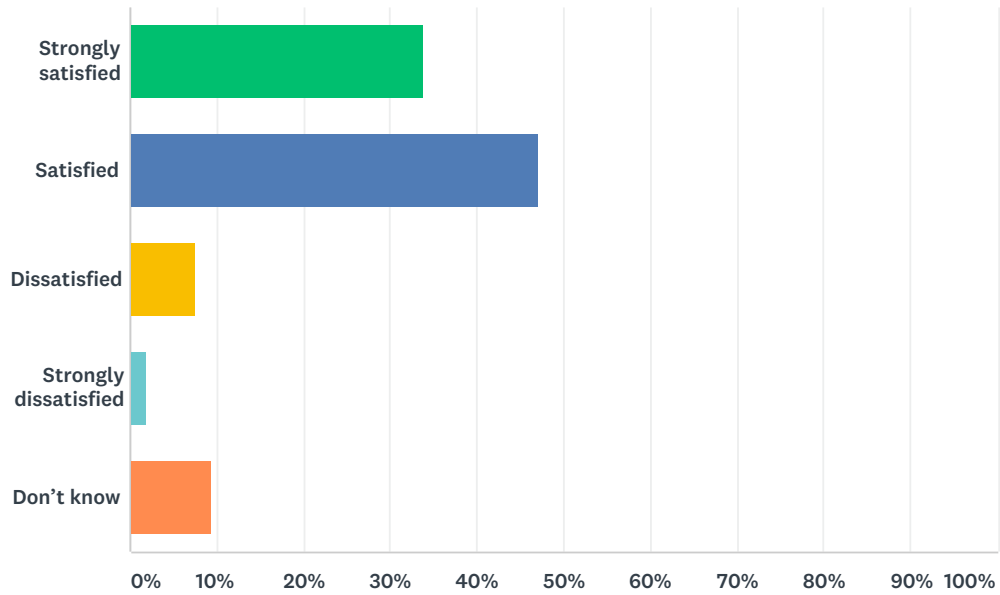
Answered: 53 Skipped: 2



ANSWER CHOICES	RESPONSES	
Strongly satisfied	28.30%	15
Satisfied	64.15%	34
Dissatisfied	5.66%	3
Strongly dissatisfied	1.89%	1
Don't know	0.00%	0
TOTAL		53

Q11 How satisfied are you with the leadership in your child's school?

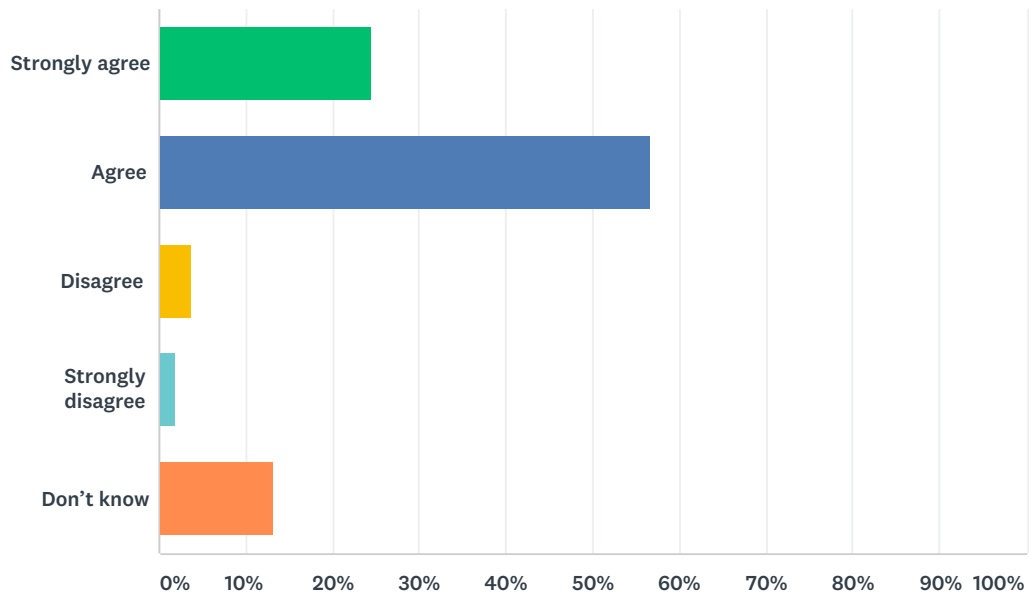
Answered: 53 Skipped: 2



ANSWER CHOICES	RESPONSES	
Strongly satisfied	33.96%	18
Satisfied	47.17%	25
Dissatisfied	7.55%	4
Strongly dissatisfied	1.89%	1
Don't know	9.43%	5
TOTAL		53

Q12 The rights and responsibilities of citizenship are reinforced in my child's school.

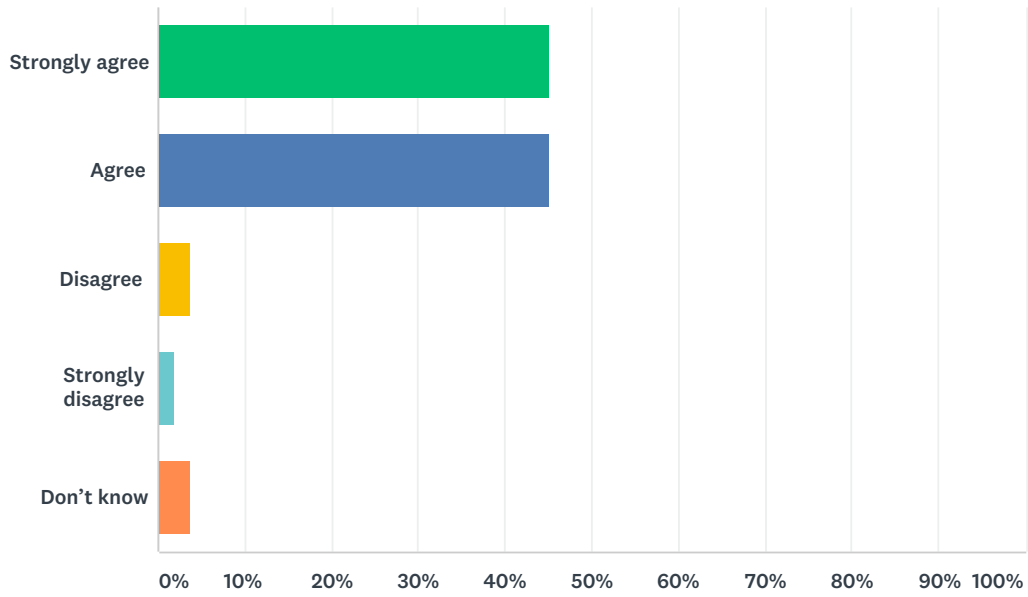
Answered: 53 Skipped: 2



ANSWER CHOICES	RESPONSES	
Strongly agree	24.53%	13
Agree	56.60%	30
Disagree	3.77%	2
Strongly disagree	1.89%	1
Don't know	13.21%	7
TOTAL		53

Q13 The school staff care about my child.

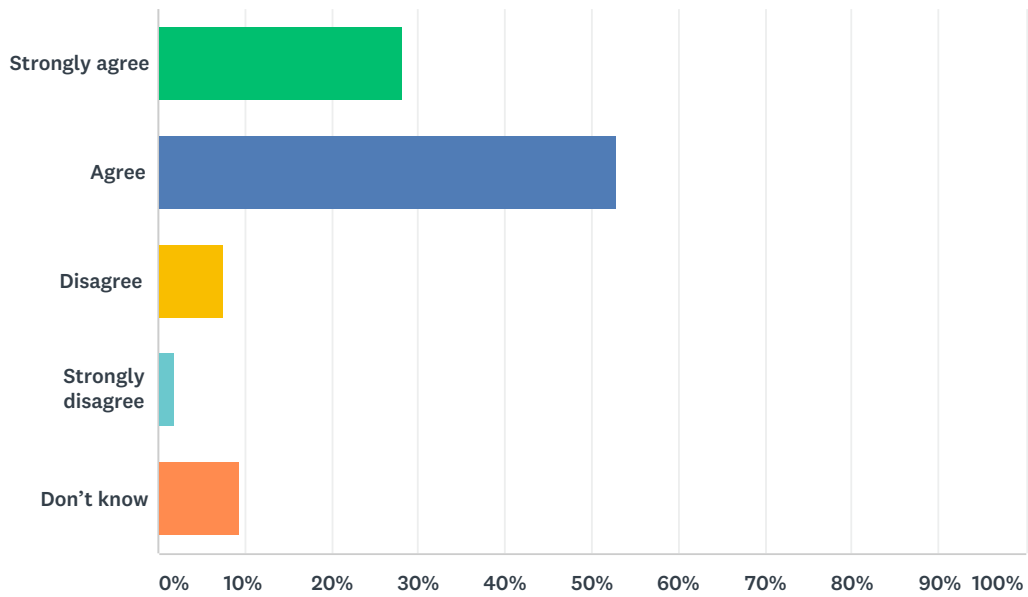
Answered: 53 Skipped: 2



ANSWER CHOICES	RESPONSES	
Strongly agree	45.28%	24
Agree	45.28%	24
Disagree	3.77%	2
Strongly disagree	1.89%	1
Don't know	3.77%	2
TOTAL		53

Q14 Discipline is handled in a fair and reasonable manner in my child's school.

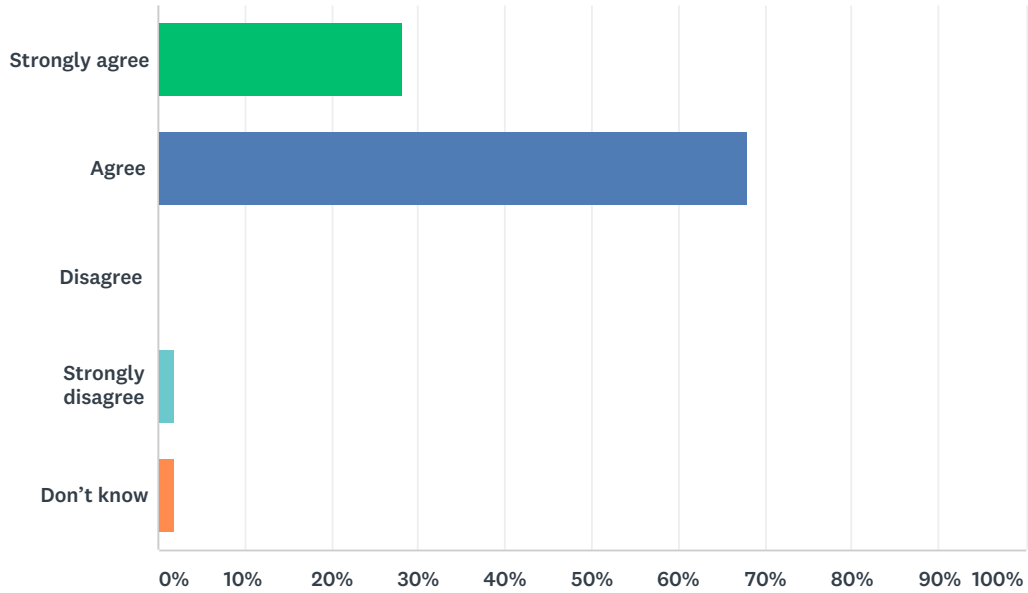
Answered: 53 Skipped: 2



ANSWER CHOICES	RESPONSES	
Strongly agree	28.30%	15
Agree	52.83%	28
Disagree	7.55%	4
Strongly disagree	1.89%	1
Don't know	9.43%	5
TOTAL		53

Q15 My child's school is safe.

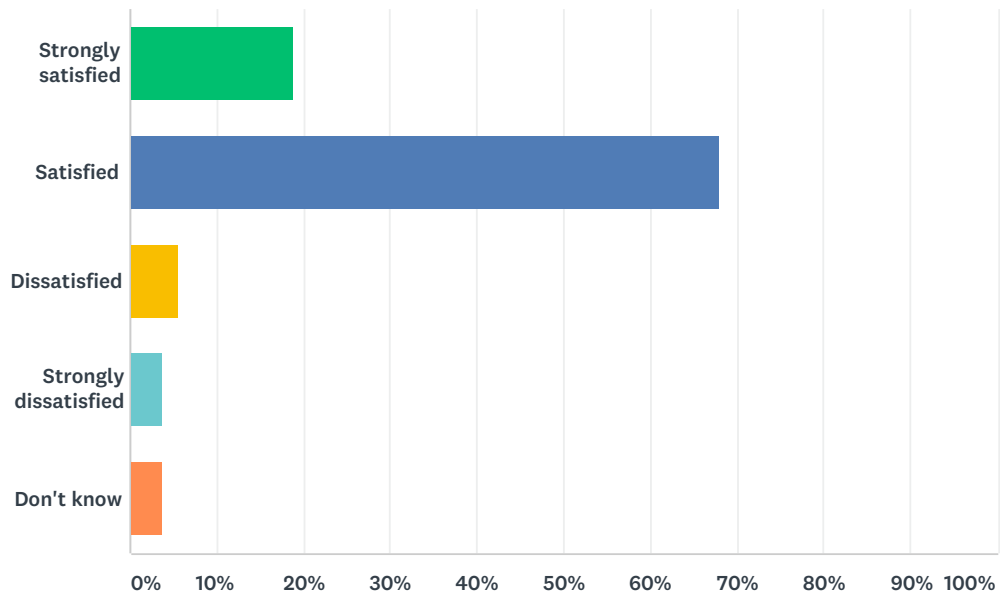
Answered: 53 Skipped: 2



ANSWER CHOICES	RESPONSES	
Strongly agree	28.30%	15
Agree	67.92%	36
Disagree	0.00%	0
Strongly disagree	1.89%	1
Don't know	1.89%	1
TOTAL		53

Q16 How satisfied are you with the resources available to support your child's learning?

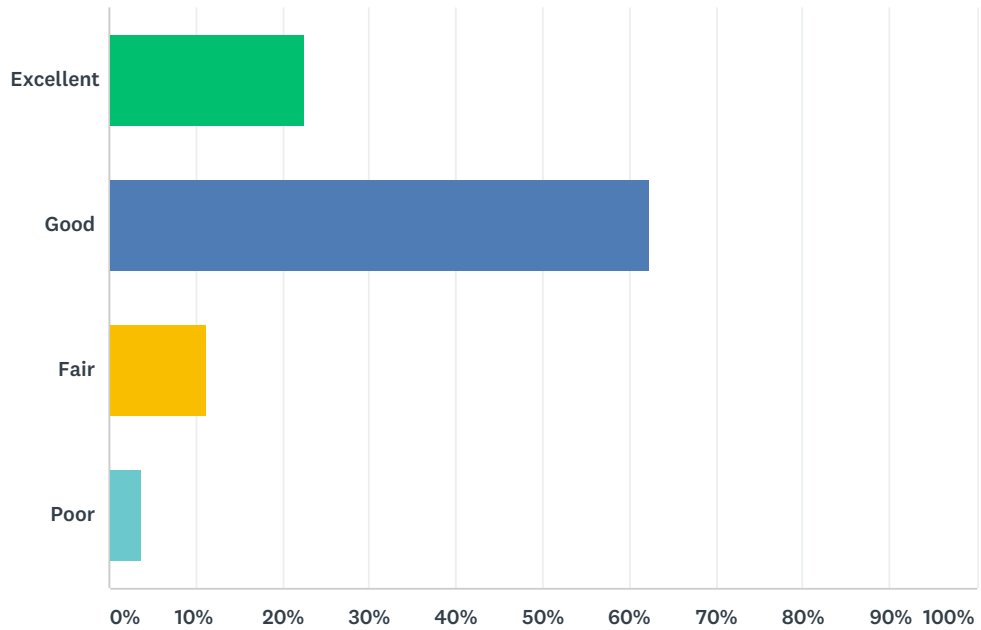
Answered: 53 Skipped: 2



ANSWER CHOICES	RESPONSES	
Strongly satisfied	18.87%	10
Satisfied	67.92%	36
Dissatisfied	5.66%	3
Strongly dissatisfied	3.77%	2
Don't know	3.77%	2
TOTAL		53

Q17 How would you rate the physical condition of your child's school?

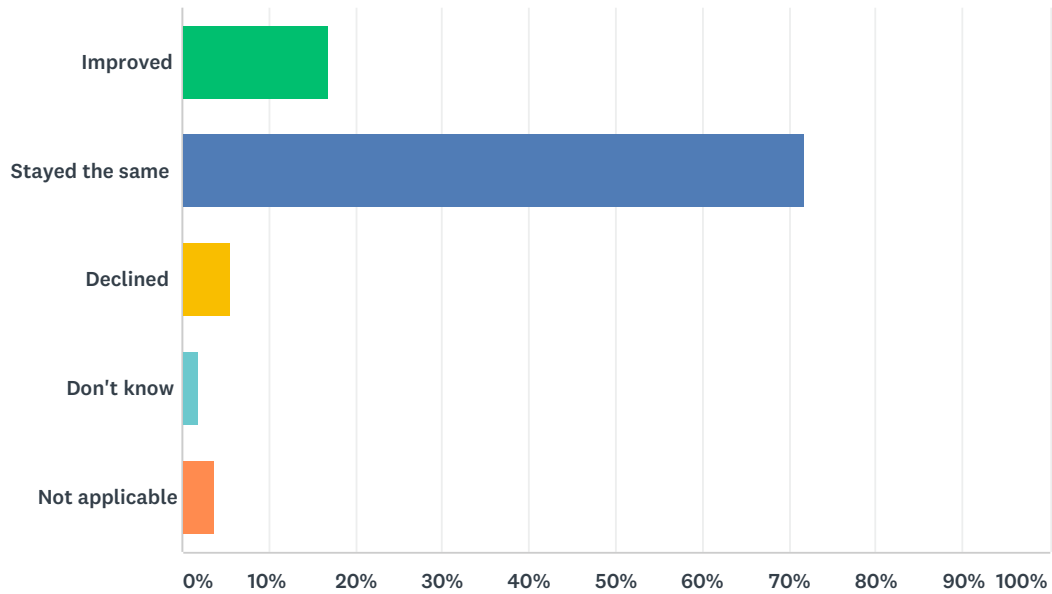
Answered: 53 Skipped: 2



ANSWER CHOICES	RESPONSES	
Excellent	22.64%	12
Good	62.26%	33
Fair	11.32%	6
Poor	3.77%	2
TOTAL		53

Q18 In your opinion, has the quality of education your child has experienced at school improved, stayed the same or declined in the past three years?

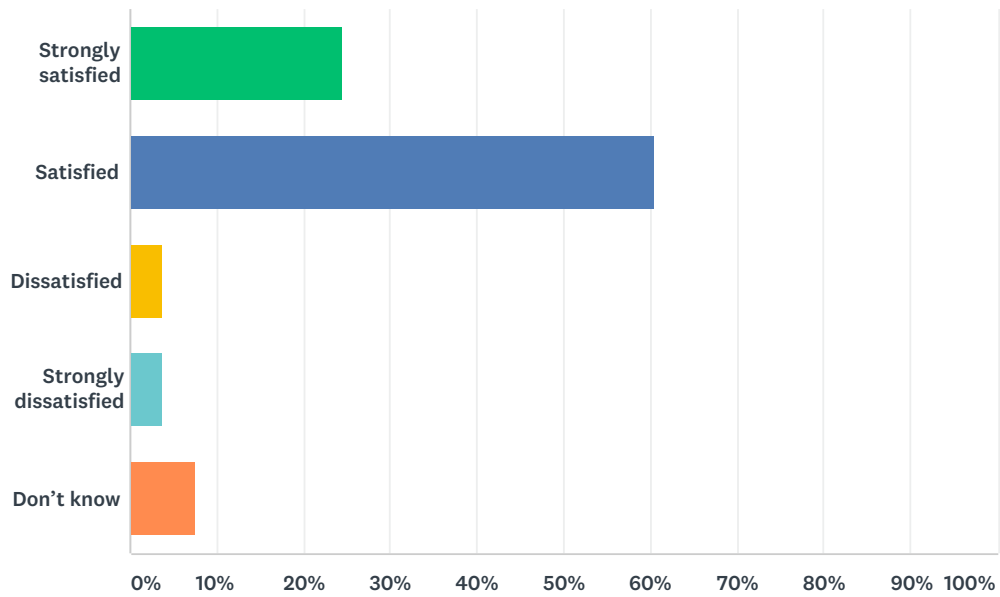
Answered: 53 Skipped: 2



ANSWER CHOICES	RESPONSES	
Improved	16.98%	9
Stayed the same	71.70%	38
Declined	5.66%	3
Don't know	1.89%	1
Not applicable	3.77%	2
TOTAL		53

Q19 How satisfied are you with the opportunity to be involved in decisions at your child's school?

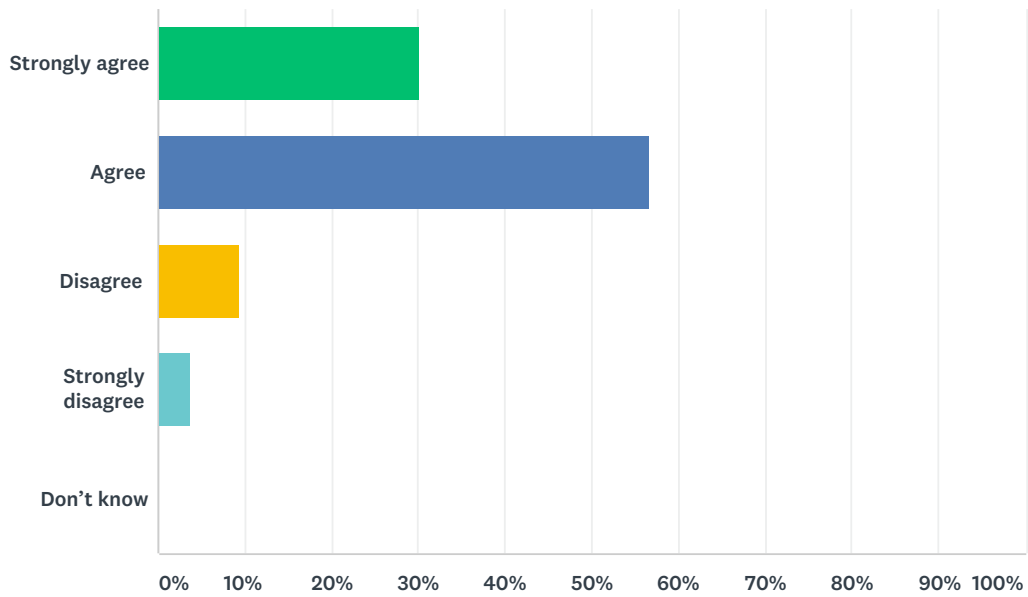
Answered: 53 Skipped: 2



ANSWER CHOICES	RESPONSES	
Strongly satisfied	24.53%	13
Satisfied	60.38%	32
Dissatisfied	3.77%	2
Strongly dissatisfied	3.77%	2
Don't know	7.55%	4
TOTAL		53

Q20 The school keeps me informed about my child's progress and achievement.

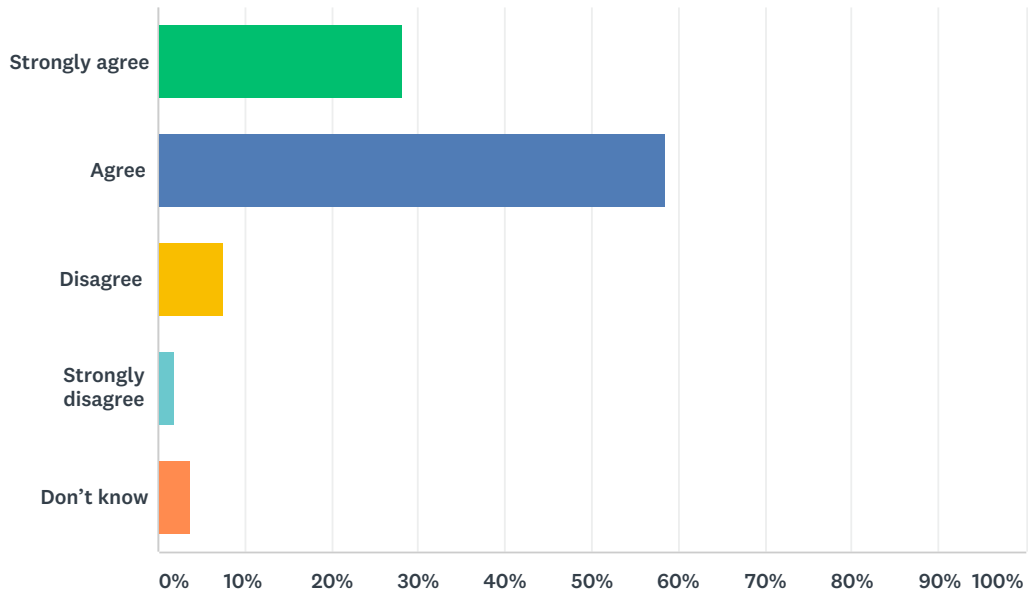
Answered: 53 Skipped: 2



ANSWER CHOICES	RESPONSES	
Strongly agree	30.19%	16
Agree	56.60%	30
Disagree	9.43%	5
Strongly disagree	3.77%	2
Don't know	0.00%	0
TOTAL		53

Q21 There is open and honest communication within my child's school.

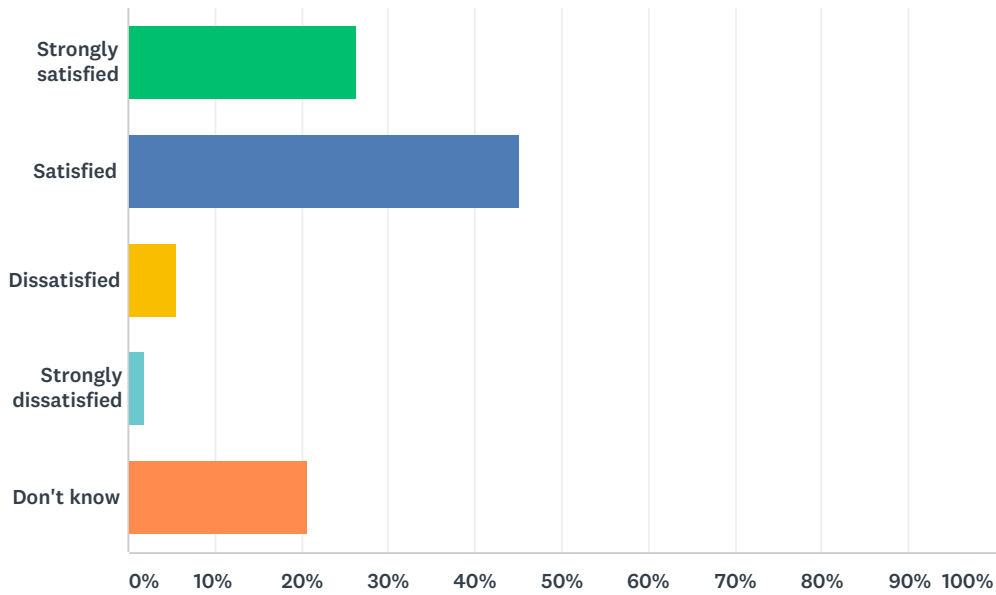
Answered: 53 Skipped: 2



ANSWER CHOICES	RESPONSES	
Strongly agree	28.30%	15
Agree	58.49%	31
Disagree	7.55%	4
Strongly disagree	1.89%	1
Don't know	3.77%	2
TOTAL		53

Q22 How satisfied are you with the community partnerships that may be established at your school? For example: Saffron, KEYS program, Green Certificate, lunch programs, after-school programs, RAP, Tools for School, Scratch Day, Entrepreneurial Adventure, scholarships/grants, etc.

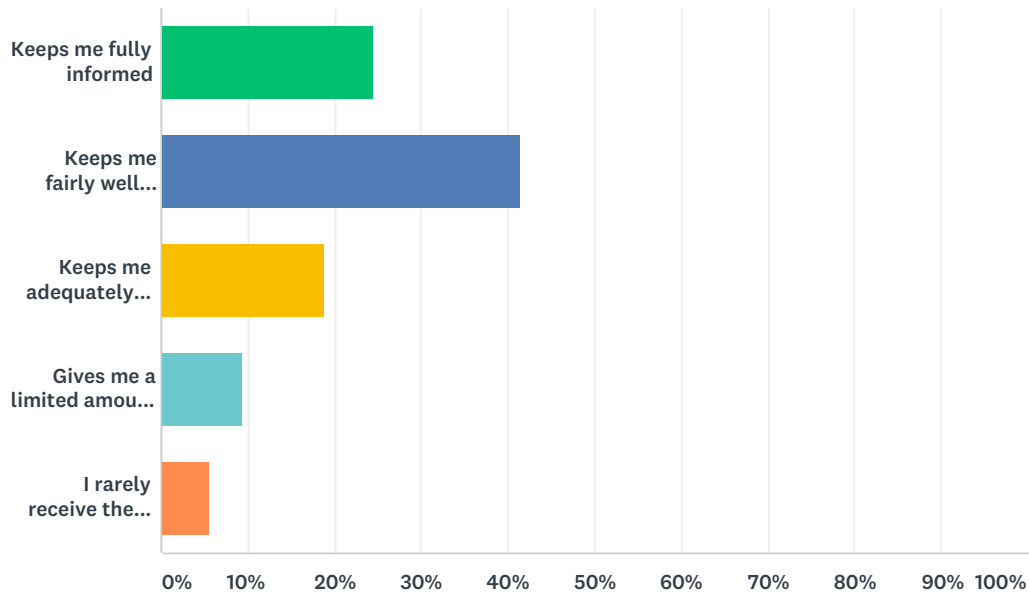
Answered: 53 Skipped: 2



ANSWER CHOICES	RESPONSES	
Strongly satisfied	26.42%	14
Satisfied	45.28%	24
Dissatisfied	5.66%	3
Strongly dissatisfied	1.89%	1
Don't know	20.75%	11
TOTAL		53

Q23 Elk Island Public Schools appreciates the opportunity to stay connected with parents about news, activities, programs and other matters of importance. What is your impression of the communication you receive from your child's school?

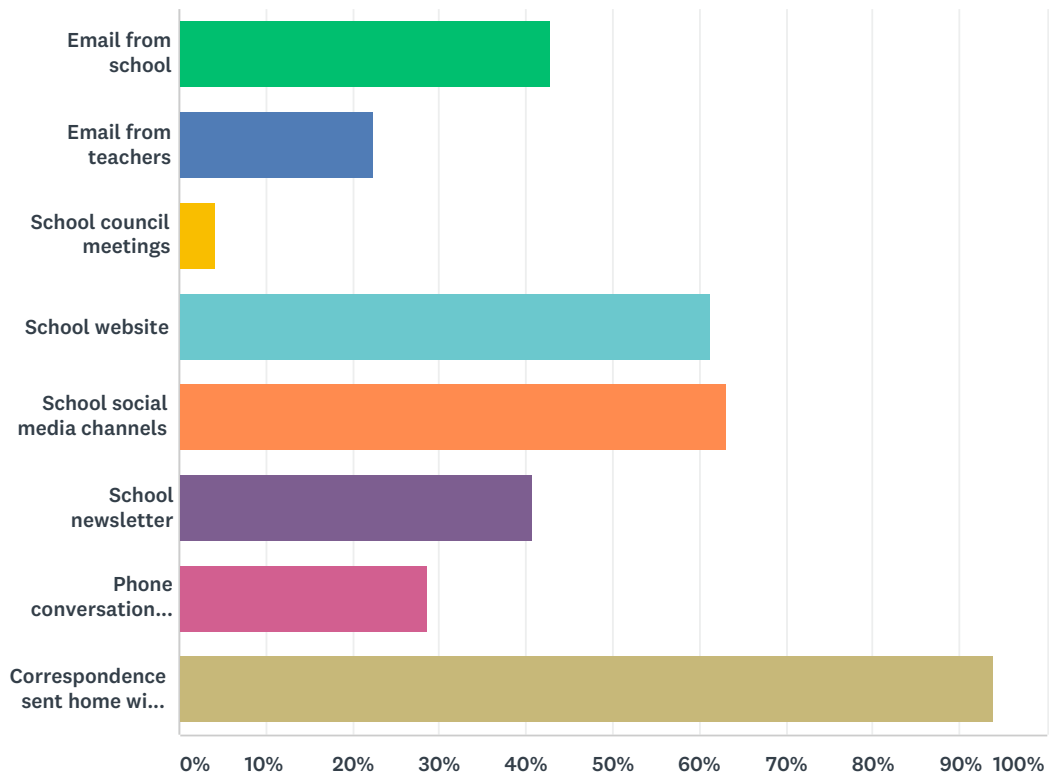
Answered: 53 Skipped: 2



ANSWER CHOICES	RESPONSES	
Keeps me fully informed	24.53%	13
Keeps me fairly well informed	41.51%	22
Keeps me adequately informed	18.87%	10
Gives me a limited amount of information	9.43%	5
I rarely receive the information I need	5.66%	3
TOTAL		53

Q24 Do you regularly make use of the following to keep up to date on school activities, programs, etc.? Check all that apply.

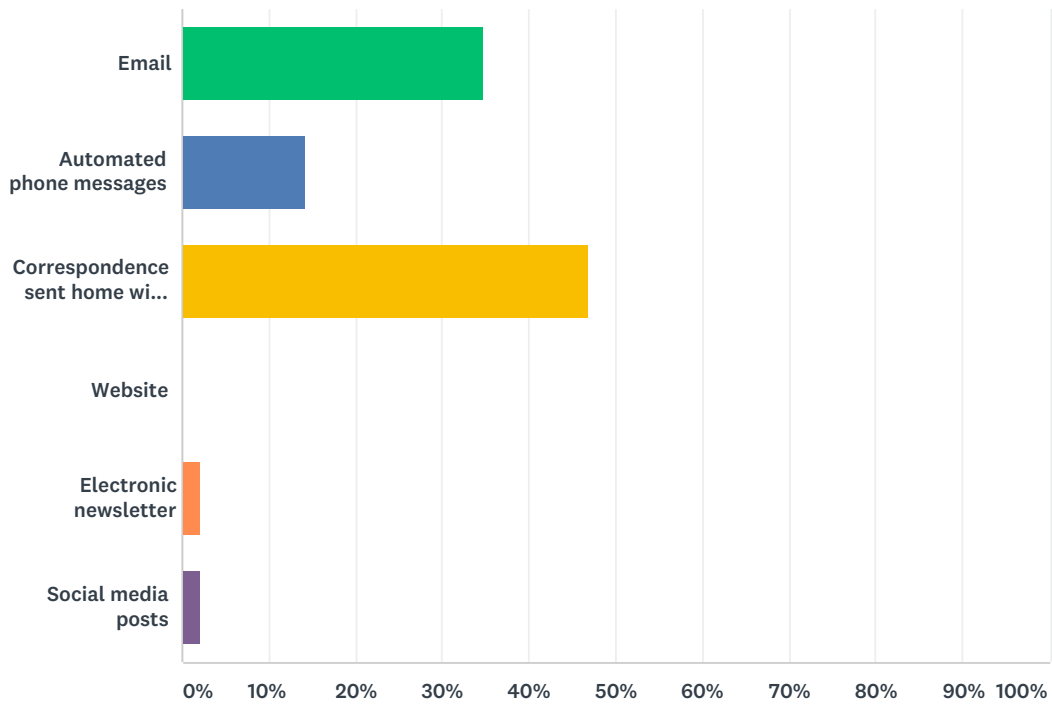
Answered: 49 Skipped: 6



ANSWER CHOICES	RESPONSES	
Email from school	42.86%	21
Email from teachers	22.45%	11
School council meetings	4.08%	2
School website	61.22%	30
School social media channels	63.27%	31
School newsletter	40.82%	20
Phone conversations with school and/or teachers	28.57%	14
Correspondence sent home with your child	93.88%	46
Total Respondents: 49		

Q25 What is your most preferred method of communication from the school and Division?

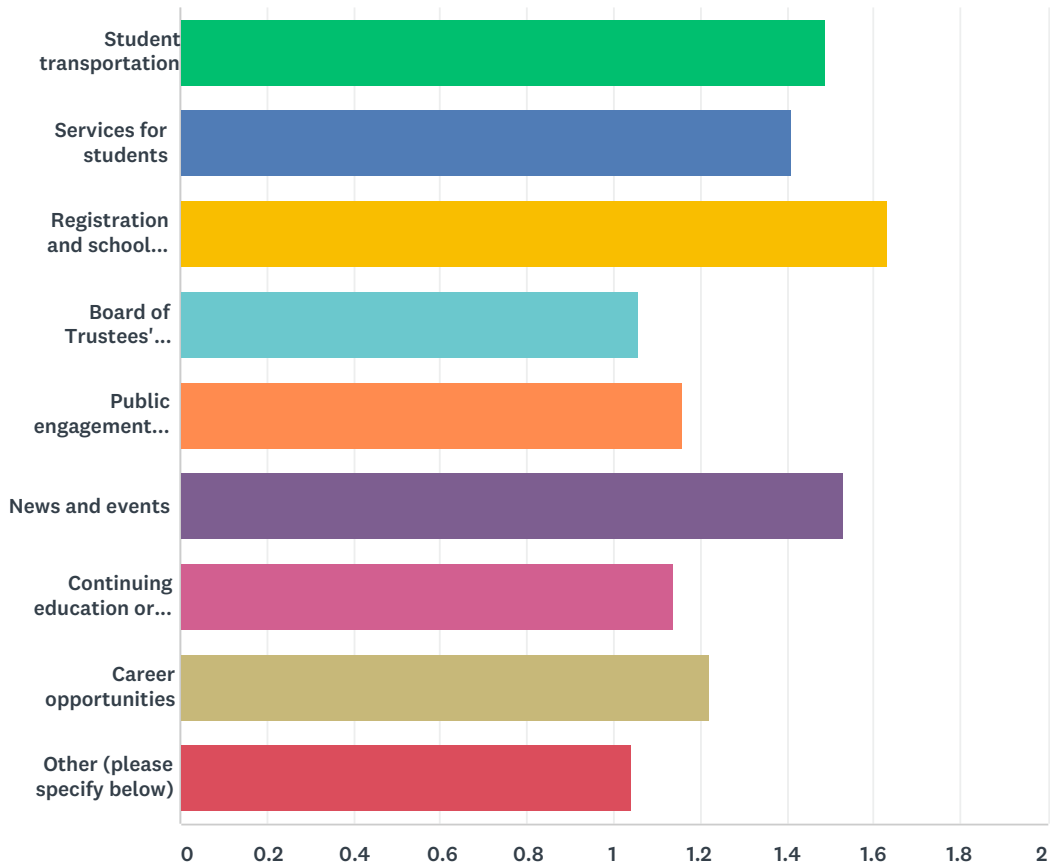
Answered: 49 Skipped: 6



ANSWER CHOICES	RESPONSES	
Email	34.69%	17
Automated phone messages	14.29%	7
Correspondence sent home with your child	46.94%	23
Website	0.00%	0
Electronic newsletter	2.04%	1
Social media posts	2.04%	1
TOTAL		49

Q26 Do you visit the Division website (www.eips.ca) for information on:

Answered: 49 Skipped: 6



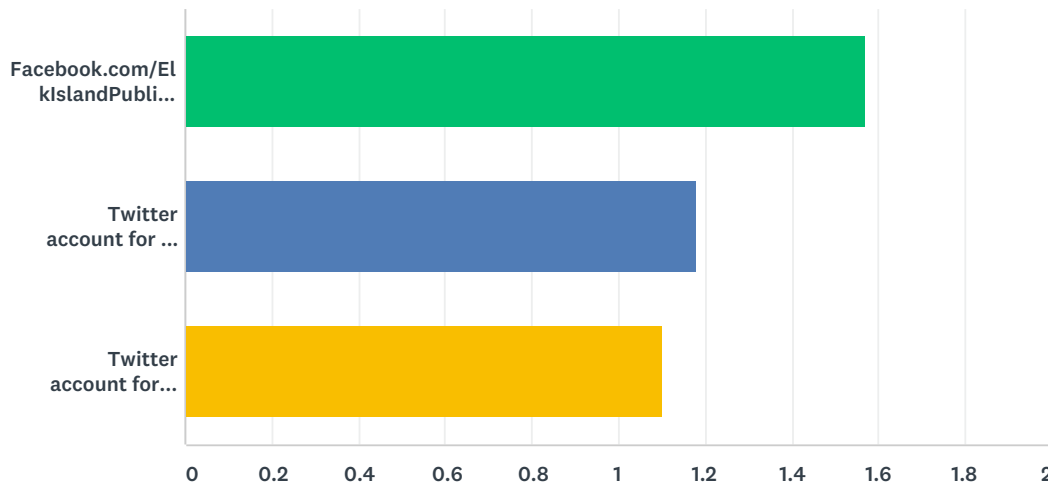
	YES	NO	TOTAL	WEIGHTED AVERAGE
Student transportation	48.98% 24	51.02% 25	49	1.49
Services for students	40.82% 20	59.18% 29	49	1.41
Registration and school boundaries	63.27% 31	36.73% 18	49	1.63
Board of Trustees' meetings	6.12% 3	93.88% 46	49	1.06
Public engagement initiatives	16.33% 8	83.67% 41	49	1.16
News and events	53.06% 26	46.94% 23	49	1.53
Continuing education or summer courses	14.29% 7	85.71% 42	49	1.14
Career opportunities	22.45% 11	77.55% 38	49	1.22
Other (please specify below)	4.08% 2	95.92% 47	49	1.04

EIPS Parent Survey 2017-18

#	OTHER:	DATE
1	Parent portal...to pay fees	3/20/2018 8:56 AM
2	Calendar	3/5/2018 2:31 PM

Q27 Elk Island Public Schools shares news and information on its social media channels. Do you follow:

Answered: 49 Skipped: 6



	YES	NO	TOTAL	WEIGHTED AVERAGE
Facebook.com/ElkIslandPublicSchools	57.14% 28	42.86% 21	49	1.57
Twitter account for the Division (@eips)	18.37% 9	81.63% 40	49	1.18
Twitter account for EIPS Student Transportation (@eipsST)	10.20% 5	89.80% 44	49	1.10